

FORM COMP AA
(sec Rules 253 (c), 254 (c) (iii), 254 (80 255 (1) (iv))
REPORT ABOUT THE MOTOR VEHICLES ACCIDENTS

1	Name of the Police Station	Kuntur Dist.Nanded
2	CR.NO./TAR No./SDE No.	45/2023 U/S 279,304(a) of I.P.C r/w 134/187 mv act
3	Date, Time and Place of the accident.	24/02/2023 at 12.30 hrs Uamri to Lohgaon road near Ikalimor Tq. Biloli dist. Nanded.
4	Name of the Injured / Deceased	1) Abarao Jakoji Howaralw age 56 year 2)Ananda Kondiba Howaralw age 45 years both r/o Kolgaon Tq. Biloli dist. Nanded
5	Name of Hospital to Which he/she was removed	Govt.Hospital Nanded
6	Number of vehicles and type of the vehicle	MH 26 BQ 8101 Car
7	Name and address of the Driver of the vehicle with particulars or Driving License of the said Driver and the address of the Issuing Authority of the said Driving License. The number of Badge in case of Public Service Vehicle and the address of the Issuing Authority of the said Badge.	Gunaji Balaji Mane age 42 year r/o Yewali Tq. Hadgaon dist. Nanded MH 26 20130008862 RTO Nanded
8	Name and Address of the Owner of the vehicle as it stands on the date of the accident.	Vankat Govind Mokale r/o Naiknagar Nanded Tq. dist. Nanded
9	Name and address of the insurance Company with whom the vehicle was insured and the Divisional office of the said insurance Company.	The new India Assurance comp.ltd.
10	Number of Insurance Policy/ Insurance Certificate and the date of Validity of the insurance Policy/ Insurance Certificate.	31030031222000021795 12/04/2023
11	Action taken if any and the result there of	An offence has been registered against the accused. After completion of investigation Charge-sheet has been submitted.

Inspector of Police
Police Station Kuntur
Dist. Nanded (M.S)

महाराष्ट्र प्र.प.

दोपहर 5/1/23
29/7/23

N.C.R.B (एन.सी.आर.बी)

I.I.F.-I (एकीकृत अन्वेषण फॉर्म - १)

FIRST INFORMATION REPORT

(Under Section 154 Cr.P.C.)

प्रथम खबर अहवाल
(कलम १५४ फौजदारी प्रक्रिया संहिता)

SCC No 275/23
13/9/23

1. District (जिल्हा): नांदेड

P.S.(ठाणे): कुंदूर

FIR No.(प्रथम खबर क्र.): 0045

Year (वर्ष): 2023

Date and Time of FIR (प्र. ख. दिनांक आणि वेळ): 11/03/2023 18:37

2. S.No. (अ.क्र.)	Acts (अधिनियम)	Sections (कलम)
1	भारतीय दंड संहिता १८६०	२७९
2	भारतीय दंड संहिता १८६०	304-A
3	भारतीय दंड संहिता १८६०	३३७
4	भारतीय दंड संहिता १८६०	३३८
5	मोटरवाहन अधिनियम, १९८८	134
6	मोटरवाहन अधिनियम, १९८८	187

3. (a) Occurrence of offence (गुन्ह्याची घटना):

1. Day(दिवस): शुक्रवार

Date From (दिनांक पासून): 24/02/2023

Time Period (कालावधी): पहर 4

Date To (दिनांक पर्यंत): 24/02/2023

(कालावधी):

Time From (वेळेपासून): 12:30 बजे

Time To (वेळेपर्यंत): 12:40 बजे

(b) Information received at P.S. (माहिती मिळालेले पोलीस ठाणे):

Date (दिनांक): 11/03/2023

Time (वेळ): 15:20 बजे

(c) General Diary Reference (रोजनामचा संदर्भ):

Entry No. (नोंद क्र.): 014

Date & Time (दिनांक आणि वेळ): 11/03/2023 17:19 बजे

4. Type of Information (माहितीचा प्रकार): लेखी

5. Place of Occurrence (घटनास्थळ):

1.(a) Direction and distance from P.S.(पोलीस ठाण्यापासून दिशा व अंतर):

दक्षिण, 18 किमी

Beat No. (बिट क्र.):

(b) Address (पत्ता): योगेश मोरे यांचे शेता जवळ, इकळी मोर, ता नायगाव

(c) In case, outside the limit of this Police Station, then

(या पोलीस ठाण्याच्या हद्दीबाहेर असल्यास):

Name of P.S.(पोलीस ठाण्याचे नाव):

District(State) (जिल्हा(राज्य)):

FIR ची एक प्रत मिळाली.

348 1

4. Complainant / Informant (तक्रारदार/माहिती देणारा):

(a) Name (नाव): उनकेश्वर आबाराव हिवराळे

(b) Father's/Husband's Name (वडील / पती चे नाव):

(c) Date/Year of Birth (जन्म तारीख/वर्ष): 1986

(d) Nationality (राष्ट्रीयत्व): भारत

(e) UID No. (यु.आय.डी. क्र.):

(f) Passport No. (पारपत्र क्र.):

Date of Issue (दिल्याची तारीख):

Place of Issue (दिल्याचे ठिकाण):

(g) ID details (Ration Card, Voter ID Card, Passport, UID No., Driving License, PAN) ओळखपत्र विवरण (राशन कार्ड, मतदाता कार्ड, पासपोर्ट, यूआईडी सं., ड्राइविंग लाइसेंस, पॅन कार्ड)

S.No. (अ.क्र.)	ID Type (ओळखपत्राचा प्रकार)	ID Number (ओळखपत्राचा क्रमांक)
----------------	-----------------------------	--------------------------------

1

(h) Address (पत्ता):

S.No. (अ.क्र.)	Address Type (पत्त्याचा प्रकार)	Address (पत्ता)
1	वर्तमान पत्ता	मोरचंडी, ता उमरखेड, उमरखेड, यवतमाळ, महाराष्ट्र, भारत
2	स्थायी पत्ता	कोळगाव, बिलोली, कुंटूर, नांदेड, महाराष्ट्र, भारत

(i) Occupation (व्यवसाय):

(j) Phone number (फोन नं.):

Mobile (मोबाइल नं.):

7. Details of known/suspected/unknown accused with full particulars (माहित असलेल्या / संशयित/अनोळखी आरोपीचा संपूर्ण पत्ता):

S.No. (अ.क्र.)	Name (नाव)	Alias (उर्फनाव)	Relative's Name (नातेवाईकाचे नाव)	Present Address (वर्तमान पत्ता)
1	MH 26 BQ 8101 चा चालक			1. माहित नाही, कुंटूर, नांदेड, महाराष्ट्र, भारत

8. Reasons for delay in reporting by the complainant/informant (तक्रारदार/माहिती देणा-याकडून तक्रार करण्यातील विलंबाची कारणे):

9. Particulars of properties of interest (संबंधीत मालमत्तेचा तपशील):

S.No. (अ.क्र.)	Property Category (मालमत्ता वर्ग)	Property Type (मालमत्ता प्रकार)	Description (वर्णन)	Value (In Rs/-) (मुल्य (रु.
----------------	-----------------------------------	---------------------------------	---------------------	-----------------------------

10 Total value of property (In Rs/-)

(चोरीस गेलेल्या मालमत्तेचे एकूण मुल्य (रु. मध्ये)):

11. Inquest Report / U.D. case No., if any

(इन्क्वेस्ट अहवाल/ अकस्मात मृत्यू प्रकरण क्र., जर असल्यास):

S.No.	UIDB Number
(अ.क्र.)	(यु.आय.डी.बी.क्र.)

12. First Information contents (प्रथम खबर हकीकत):

जबाब दि.11/03/2023

मी उनकेश्वर आबाराव हिवराळे वय 37 वर्ष व्यवसाय नोकरी शिक्षक राहणार कोळगाव तालुका बिलोली जिल्हा नांदेड हु.मू. मोरचंडी तालुका उमरखेड जिल्हा यवतमाळ मो.7620827511

समक्ष पोलीस स्टेशन कुटूर येथे हजर येऊन जबाब घेण्यास सांगतो की मी वरील ठिकाणचा राहणारा असून मला दोन मुली आहेत मी 14 वर्षांपासून जिल्हा परिषद उच्च माध्यमिक शाळा, मोरचंडी येथे शिक्षक म्हणून नेमणुकीस आहे. दि.24/02/2023 रोजी मला गावाकडे खाजगी काम असल्याने मी रजेवर आलो होतो माझे वडील आबाराव हिवराळे व माझा चुलत भाऊ आनंदा हिवराळे हे लोहगाव येथे प्रशांत जयप्रकाश गंगमवार यांचे आडत दुकानात मुनीम म्हणून कामाला होते.

दि.24/02/2023 रोजी सकाळी अंदाजे वेळ 11.45 वाजताचे सुमारास माझे वडील नामे आबाराव जक्कोजी हिवराळे व माझा चुलत भाऊ आनंदा कोंडीबा हिवराळे असे मिळून मोटार सायकल क्रमांक MH 26 CC 4997 वर बसून भाऊ आनंदा हिवराळे हे मोटार सायकल चालवीत नेहमी प्रमाणे लोहगाव येथे अडक दुकानाला गेले दुपारी अंदाजे वेळ 12:40 वासाचे सुमारास मी माझे घरी जात असताना गावातील दत्ता हरी मोहन इबितवार यांनी फोन करून सांगितला की तुमचे वडील आबाराव हिवराळे व आनंदा हिवराळे असे मिळून मोटार सायकल क्र.MH 26 CC 4997 वर बसून लोहगाव येथे जात असताना अंदाजे वेळ 12:30 वाजता चे सुमारास इकडे मोर शिवारातील योगेश मोरे यांचे शेताजवळ आले असता, त्यांचे समोरून राहेर कडे जाणारी कार क्र.MH 26 BQ 8101 च्या चालकाने त्याचे ताब्यातील कार ही हाई गई व निष्काळजीपणे भरधाव वेगात तुमचे वडील जात असल्याने बाजूने चालवून तुमच्या वडिलांच्या मोटार सायकल ला समोर जोराची धडक दिल्याने त्या अपघात तुमचे वडील आबाराव हिवराळे व आनंदा हिवराळे हे गंभीर जखमी झाले आहेत तुम्ही अपघाताच्या ठिकाणी लवकर या असे सांगितल्याने मी व अविनाश आनंदा हिवराळे व इतर नातेवाईक मिळून गावातील हनुमंत हिंगणे यांची स्कॉर्पिओ जीप घेऊन अपघाताच्या ठिकाणी जाऊन पाहिलो असता मोटार सायकल व कारचा अपघात झाला होता त्या अपघातामध्ये माझे वडील आबाराव हिवराळे यांचे डोक्याचे उजवे बाजूस उजवे गालावर गळ्यावर छातीवर गुडघ्यावर व चुलत भाऊ आनंदा हिवराळे यांचे डोक्याला मानेला पायाला हाताला गंभीर मार लागला होता वडील व भाऊ हे दोघेही काही एक बोलत नव्हते माझे वडील व चुलत भाऊ यांना मी व माझे नातेवाईक मिळून स्कॉर्पिओ जीपने यशोसाई हॉस्पिटल नांदेड येथे येऊन दाखल केले असता तेथे माझे वडील आबाराव हिवराळे यांचे वर तात्पुरता उपचार करून पुढील उपचार कामे उदय ओमनी हॉस्पिटल हैदराबाद येथे रेफर केल्याने आम्ही वडिलांना उदय ओमनी हॉस्पिटल हैदराबाद येथे येऊन दाखल केल्याने तेथे वडिलांवर दि.28/02/2023 रोजी पावतो उपचार करण्यात आला व तेथील उपचार आम्हाला परवडत नसल्याने आम्ही वडिलांना सरकारी दवाखाना विष्णुपुरी नांदेड येथे आणून दाखल केले असता माझे वडील आबाराव जक्कोजी हिवराळे वय 56 वर्ष व्यवसाय मुनीम राहणार कोळगाव तालुका बिलोली जिल्हा नांदेड यांचेवर उपचार चालू असताना ते दि.09/03/2023 रोजी दुपारी वेळ 05.15 वाजताचे सुमारास स्मरण पावले आहेत वडिलांचे प्रेतावर सरकारी दवाखाना विष्णुपुरी नांदेड येथे पीएम झाल्यानंतर त्यांची अंत्यविधी गावी कोळगाव येथे केली आहे व भाऊ आनंदा हिवराळे यांच्यावर यशोसाई हॉस्पिटल नांदेड येथे दि.

25/02/2023 रोजी पावतो उपचार करून पुढील उपचार कामे अपोलो हॉस्पिटल हैदराबाद येथे नेऊन शरीर केल्याने तेथे त्यांच्यावर उपचार दि.07/03/2023 रोजी पावतो उपचार करण्यात आला व पुढील उपचार कामे आम्ही यशोसाई हॉस्पिटल नांदेड येथे आणून दाखल केल्याने त्यांचे वर उपचार चालू असून ते सध्या कोमात आहेत.

तरी दि.24/02/2023 रोजी सकाळी अंदाजे वेळ 12:30 वाजता चे सुमारास माझे वडील नामे आबाराव जक्कोजी हिवराळे वय 56 वर्ष व्यवसाय मुनीम राहणार कोळगाव तालुका बिलोली जिल्हा नांदेड व माझा चुलत भाऊ नामे आनंदा कोंडीबा हिवराळे असे मिळून मोटार सायकल क्र. MH 26 CC 4991 बसून भाऊ आनंदा हिवराळे हे मोटार सायकल चालवीत लोहगाव येथे जात असताना इकलीमोर शहरातील योगेश मोरे यांचे शेताजवळ

आले असता त्यांचे समोरून राहिल कडे जाणारी कार क्र. MH 26 BQ 8101 च्या चालकाने त्यांचे ताब्यातील कार ही हाय गाई व निष्काळजीपणे भरधाव वेगात वडील जात असलेल्या बाजूने चालून समोरासमोर वडिलांच्या मोटार सायकल ला जोराची धडक देऊन माझे वडील आबाराव हिवराळे व चुलत भाऊ आनंदा हिवराळे यांना गंभीर जखमी करून माझे वडील आबाराव हिवराळे यांचे मरणास कारणीभूत झाला आहे त्यांना उपचार कामे दवाखान्यात घेऊन न जाता कार अपघाताच्या ठिकाणी सोडून कार चालक पळून गेला आहे माझे वडील मरण पावल्याने व चुलत भाऊ हॉस्पिटल मध्ये कोमात असल्याने मी आज रोजी पोलीस स्टेशन कुंटूर येथे येऊन तक्रार दिला आहे. माझा वरील जबाब माझे सांगणे प्रमाणे संगणकावर टंकलिखित केला असून तो मी वाचून पाहिला बरोबर व खर आहे.

समक्ष

ही फिर्यादी दिली सही

13. Action taken: Since the above information reveals commission of offence(s) u/s as mentioned at Item No. 2. (केलेली कारवाई: बाब क्र.२ मध्ये नमूद केलेल्या कलमान्वये वरील अहवालावरून अपराध घडल्याचे.)

(1) Registered the case and took up the investigation:
(प्रकरण नोंदविले आणि तपासाचे काम हाती घेतले):

MAHADEV SHIVAJI PURI(I (Inspector)) / PSI

or (किंवा)

(2) Directed (Name of I.O.) (तपास अधिका-याचे नाव):

Rank (पद):

No.(क्र.):

to take up the Investigation (ला तपास करण्याचे अधिकार दिले) or (किंवा)

(3) Refused investigation due to (ज्या कारणामुळे तपास करण्यास नकार दिला):

or (ज्या कारणामुळे तपास करण्यास नकार दिला)

(4) Transferred to P.S.

(गुन्हा दुसरीकडे पाठविला असल्यास त्या पोलीस ठाण्याचे नाव):

District (जिल्हा):

on point of jurisdiction (को क्षेत्राधिकार के कारण हस्तांतरित) .

F.I.R. read over to the complainant / informant, admitted to be correctly recorded and a copy given to the complainant / informant free of cost. (प्रथम खबर तक्रारदाराला/खबरीला वाचून दाखविली, बरोबर नोंदविली असल्याचे त्याने मान्य केले आणि तक्रारदाराला/खबरीला खबरीची प्रत मोफत दिली.)

R.O.A.C.(आर. ओ .ए .सी.)

N.C.R.B (एन.सी.आर.बी)

I.I.F.-I (एकीकृत अन्वेषण फॉर्म - १)

14 Signature/Thumb impression of the complainant / informant.

(तक्रारदाराची/खबर देणा-याची सही/अंगठा):

SHS

15. Date and time of dispatch to the court

(न्यायालयात पाठवल्याची तारीख व वेळ):

SHS
26/5

**Signature of Officer in charge,
Police Station**

(ठाणे प्रभारी अधिका-याची स्वाक्षरी)

Name (नाव): MAHADEV SHIVAJI PI

Rank(पद): I (Inspector)

No.(सं.): PSI



CRIME DETAILS FORM

घटनास्थळाचा पंचनामा/गुन्ह्याचा तपसील नमुना

1. राज्य-महाराष्ट्र, जिल्हा-नांदेड, पोलीस स्टेशन-कुंदुर, पहीली खबर/कार्यवाही क्रं. 45 /2023 दि. 11/03/2023
2. अधिनियम व कलम :- ~~कलम २२९, ३०५ (३D), ३३७, ३३८~~ भा. द. वि. सह
~~कलम 134/187~~ मोटार वाहन कायदा
3. घटनेचे ठिकाण दाखविण्याचे :-
नांव :- ~~उमेशचंद्र दिवशळे~~ वडीलाचे/पतीचे नांव :- ~~आबाराव दिवशळे~~
वय :- ~~३७~~ वर्ष, धंदो ~~मोटर वाहन~~ जात ~~मराठा~~ मोबाईल नंबर :- ~~७६२०८२७५११~~
रा. ~~कोल्हापूर~~ तालुका ~~खिरी~~ जिल्हा ~~नांदेड~~ राज्य ~~महाराष्ट्र~~
4. गुन्ह्याचा प्रकार (गुन्ह्याचे सर्व पध्दतीसह) :- ~~हनु मारणे~~ ता. ~~आरवणे~~ जि. ~~अहमदनगर~~
- i) प्रधान शिर्ष :- ~~अपघात~~
- ii) प्रधान शिर्षचे वर्गीकरण :-
- iii) पध्दती :- ~~कार क्र. MH-26-BQ-8101 दि रजिस्टर्ड व~~
~~मिस्टर अरुण मो. सायलन्स क्र. MH-~~
~~२६-८८-५९९७ दि येथे उपरोक्त वाहुने वाचवुन मोटर~~
~~सायलन्स, यमोरा यमोरा जोराची घडक देवुन मोटार सायलन्स~~
~~सायलन्स व त्याचे पठिभागे वयरोक्त यमोरा यमोरा यमोरा~~
~~कार मोटार सायलन्स वाचवुन पठिभागे वयरोक्त यमोरा~~
~~महाराष्ट्र कारीभुल जाली आहे.~~
- iv) वापरलेली वाहणे :- ~~कार क्र. MH-26-BQ-8101~~
- v) केलेले वेषांतर/केलेली बतावणी :-
- vi) वापरलेली भाषा/बोली भाषा :-
- vii) विशेष वैशिष्ट्य-1 :-
विशेष वैशिष्ट्य-2 :-
विशेष वैशिष्ट्य-3 :-
- viii) घटनेच्या ठिकाणाचा प्रकार :- ~~२३~~
- ix) अंतर्भूत मालमत्तेचा प्रकार :-
- 1)-----2)-----
3)-----4)-----

5. बळीचा तपशिल (अवश्यक असल्यास स्वतंत्र कागद जोडावा) :-

(2)

FORM -

अ. क्र.	संपूर्ण नांव	जन्म तारीख /वय	लिंग	राष्ट्रीयत्व	धर्म	जाती/ जमाती	व्यवसाय	पत्ता	दुखापत गंभीर/ माधी	साधन/ हत्यार
1	2	3	4	5	6	7	8	9	10	11
1)	आकाशक जळकोजी खिखरीले	56 वर्ष	पुरुष	भारतीय	हिंदू	मराठा	मुजिम		अपघात	तापहजे जखमी
2)	आनंदा कोडिकर खिखरीले	44 वर्ष	पुरुष	भारतीय	हिंदू	मराठा	मुजिम	-10-	अपघात	मरण आले

6. गुन्ह्याचा हेतु :- साह्यातील कार गेटे लायगई व जिखलाकी पणे भरदान केवाम अमोचक भेस अयच्छेण्य। मोटार सायकलमय्य। काडुण चान्नुण मोटार सायकलमय्य अमोच्य अमोच्य जोराय्य। यडक दुपुण मोटार सायकल वरील रसमोला अमोच्य जखमो करुण मरणाय कारणीभुत। साह्या आहे.

7. चोरीच्या/अतंभृत मालमत्तेचा तपशील :-

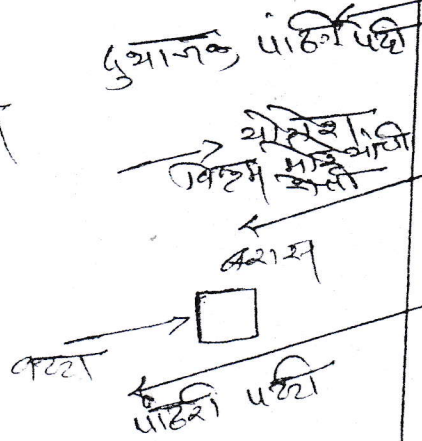
8. घटनेच्या जागेचे वर्णन :-

आम्हा पंचायत मलदेष शिवाजी पुत्री, महालयल पोलीस थाने, पोलीस स्टेशन केंद्र, गीनी शहर ल. कोडगाव जागाई शिवर अखीमोच शिखरीले मोटार सायकलमय्य अमोच्य जोराय्य बोलापुन कळविले की, पो. स्ट. केंद्र अंदा अंदा गुन. 45/2023 गुन. 279, 304(ब), 337, 338 आ. द. वि. अट कलम 134/187 मो. व. का. प्रमाणे गुन्या हायकळ अमुन, अदर गुन्याय लपास कामी दिव्याया पिच्छीली प्रमाणे हायकळयल पंचनामा केलो आहे. आपला पंत घेवुन हजर राव अय कळविले करुण आम्ही पंच व पोलीस हायकळयल हजर आलो. अदर हायकळयल शिवाजी नागे अनाखेव आकाशक खिखरीले वग 37 वर्षे व्यवसाय- नोकरा रा. कोडगाव ला. जिखको जि. नो. 18 मु. मोच्येसी सा. उमरवेर जि. नो. 18 हे हजर असुन लयमी सागीसळ की, दि. 24/02/2023 रोजी शकाली अंदाय करुण 12.30 व. नु.

Continue

9. घटनास्थळाचा नकाशा :-

पश्चिम



(4)
↑

दरिद्र बाजूस

आगदी मार यंत्रणेची

गतिवृत्ती

10. तपासकामी प्रत्यक्ष पुरावा म्हणून गुन्ह्याचे जागेवरून मिळविलेल्या / जप्त केलेल्या मालमत्तेचे वर्णन :-

11. घटनास्थळ पंचनाम्नाची दिनांक 12/03/2023 वेळ 16.00 ते 17.00 वार 3 विकाइ

12. पंचाची नावे व संपूर्ण पत्ता आणि सही :-

1) हातामंत माधवराव गिरीगे वय 28 वर्ष
व्यवसाय - रेली श. कोळगाव सा. जिल्हाकोल्हा

फ्र. नोड मो. नं. 9823251366

2) पं. म. म. माधवराव गिरीगे वय 28 वर्ष
व्यवसाय - रेली श. कोळगाव सा. जिल्हाकोल्हा

फ्र. नोड मो. नं. 952706869

Handwritten signature

Handwritten signature

तपासक अधिकार्याची सही

नाव :- महोदय शिवजी पुरी

पदनाम :- महा. पोलीस निरीक्षक

पोलीस स्टेशन :- उंडर

MLPM NO. 222/2023

DATE - 10/03/2023

Memorandum of a post-mortem examination held at Dr. SC GMC, Nanded.

Dispensary
Hospital

on the dead body of Aabharao Jakoji Heevrale Village of Kategaon.
City

Taluka Biloli District Nanded. by [Dr. R.S. More]
[Dr. L.A. Done]

I. General Particulars-

1. (a) By whom was the corpse sent? PHC. W.K. Kamble B.No. 2801 P.S. Nanded Gramin.
- (b) Name of place from which sent. } Dr. SC GMC, Nanded.
- (c) Distance of place from which sent. }
2. By whom was the corpse brought? } PN. V.T. Tidke B.No. 1947 P.S + Nanded Gramin.
3. By whom identified }
4. The date, hour and minute of its receipt 09/03/2023 at 10:20 PM.
- (a) The date, hour and minute of beginning post-mortem examination 10/03/2023 at 06:00 AM.
- (b) The date, hour and minute of Ending post-mortem examination 10/03/2023 at 07:00 AM.
5. Substance of accompanying Report from Police Officer or Magistrate, together with the date of death if known. Supposed cause of death or reason for examination As per police inquest and requisition letter, history of road traffic accident on 24/02/2023 at 12:30 hours. For treatment purpose admitted at Uday Obho hospital, Hyderabad, treated and for further treatment referred to government hospital Vishnupuri, Nanded died during treatment on 09/03/2023 at 17:15 hours. Supposed cause of death - Road traffic accident.

IPD NO. 23/1/3320 admitted at Dr Seema Nanded on 07/03/2022
01:11 AM with diagnosis of road traffic accident with blunt trauma
to head with traumatic brain injury.

6. If not examined at Dispensary or Hospital-
- (a) Name of place where examined
 - (b) Distance of Dispensary or Hospital
 - (c) Reason why the body was not sent to the Dispensary or Hospital.

} Not applicable.

II. External Examination-

7. Sex, apparent age, race or caste male, 56 year old.

Description of clothes and of ornaments on the body Body naked when examined, one yellow blanket hospital label present over left foot.

8. Condition of the clothes -
Whether wet with water, stained with blood or soiled with vomit or foecal matter

dry, intact, handed over to police constable on duty.

9. Special marks on the skin such as Scars, tattooing etc. any malformations peculiarities, or other marks of identification.
State of the teeth.

Identified body
Teeth intact - 16/16

In newly born infants, the length and (if possible) the weight of the body to be recorded together with the state of the hair, nails and umbilical cord, its length whether placenta is attached or not, if present, its size and condition.

} Not applicable.

10. **Condition of body-**

Whether well-nourished, thin or emaciated. warm or cold

Thin, cold.

11. **Rigor Mortis-** Well-marked, slight or absent; whether present in the whole body or part only.

Well marked present in the whole body.

12. Extent and signs of decomposition, presence of post-mortem lividity on buttocks, loins, back and thighs or any other part. Whether bullae present and the nature of their contained fluid. Condition of the cuticle.

No sign of decomposition, postmortem lividity present over posterior aspect of body except pressure areas, not fixed.

13. **Features-** Whether natural or swollen, state of eyes, position of tongue; nature of fluid (if any) oozing from mouth, nostrils or ears.

facial feature identifiable.

Eyes - closed, pupils - dilated.

Mouth - open, tongue inside mouth.

NO oozing from mouth, nostrils, ears

14. **Condition of skin-**Marks of blood etc. In suspected drowning the presence or absence of cutaneous anserina to be noted.

Dry, pale.

drowning the presence or absence of sand or earth within the nails or on the skin of hands and feet.

↓
straight.

17. Surface wounds and injuries- Their nature position, dimensions (measured) and directions to be accurately stated-their probable age and causes to be noted.

If bruises be present what is the condition of the subcutaneous tissues?

(N.B.- (When injuries are numerous and cannot be mentioned within the space available they should be mentioned on a separate paper which should be signed)

18. Other injuries discovered by external examination or palpation as fractures etc.

↓
inter, no fracture.

(a) Can you say definitely that the injuries shown against serial Nos. 17 and 18 are ante mortem injuries.

- Yes antemortem.

region of size present over right zygomatic 3cm x 2cm.

- ④ Healed abrasion present over mandible on right side, mid part of size 4cm x 2.5cm.
- ⑤ Abrasion present over chest on right side, below right nipple upto 8th rib in an area of size 18cm x 12cm, brown scab present.
- ⑥ Abrasion present over chest on left side, 3cm below and lateral to xiphisternum of size 6cm x 3cm, brown scab present.
- ⑦ Abrasion present over right hand, dorsal aspect, ulnar border of size 9cm x 2cm, brown scab present.
- ⑧ Sutured wound present over right elbow of length 0.5cm with 1 suture present in situ, margin well approximated, surrounding by abrasion of size 8cm x 4cm, brown scab.
- ⑨ Abrasion present over right knee of size 9cm x 4cm, brown scab present.
- ⑩ Abrasion present over left knee of size 3.5cm x 1.5cm, brown scab present.
- ⑪ sutured wound present over right foot, planter aspect, mid part of ~~size~~ length 11cm with 8 suture present in situ with blackening of surrounding skin, margins well approximated.

10. **Condition of body-** Whether well-nourished, thin or emaciated. warm or cold
Thin, cold.
11. **Rigor Mortis-** Well-marked, slight or absent; whether present in the whole body or part only.
Well marked present in the whole body.
12. **Extent and signs of decomposition,** presence of post-mortem lividity on buttocks, loins, back and thighs or any other part. Whether bullae present and the nature of their contained fluid.
Condition of the cuticle.
No sign of decomposition, postmortem lividity present over posterior aspect of body except pressure areas, not fixed.
13. **Features-** Whether natural or swollen, state of eyes, position of tongue; nature of fluid (if any) oozing from mouth, nostrils or ears.
facial feature identifiable.
Eyes - closed, pupils - dilated.
Mouth - open, tongue inside mouth.
NO oozing from mouth, nostrils, ears
14. **Condition of skin-** Marks of blood etc. In suspected drowning the presence or absence of cutis anserina to be noted.
Dry, pale.

15. Injuries to external genitals.
Indication of purging.

No injuries.
No purging.

16. Position of limbs-
Especially of arms and
of fingers in suspected
drowning the presence or
absence of sand or earth
within the nails or on the
skin of hands and feet.

↓
straight.

17. Surface wounds and
injuries- Their nature
position, dimensions
(measured) and directions to
be accurately stated-their
probable age and causes
to be noted.

If bruises be present what is
the condition of the
subcutaneous tissues?

(N.B.- (When injuries are
numerous and cannot be
mentioned within the space
available they should be
mentioned on a separate
paper which should be
signed)

18. Other injuries discovered by
external examination or
palpation as fractures etc.

↓
inter, no fracture.

(a) Can you say definitely
that the injuries shown
against serial Nos. 17
and 18 are ante mortem
injuries.

① Abrasion present over forehead on right
side just above right eyebrow of size 6 cm
2 cm, brown scab present.

② Sutured wound present over right eyebrow
lateral side of length 0.5 cm with 1 suture
present in situ, margins well approximated.

③ Healed abrasion present over right zygomatic
region of size 3 cm x 2 cm.

④ Healed abrasion present over mandible on
right side, mid part of size 4 cm x 2.5 cm.

⑤ Abrasion present over chest on right side,
below right nipple up to 8th rib in an
area of size 18 cm x 12 cm, brown scab
present.

⑥ Abrasion present over chest on left side,
3 cm below and lateral to xiphisternum of
size 8 cm x 3 cm, brown scab present.

⑦ Abrasion present over right hand, dorsal
aspect, ulnar border of size 9 cm x 2 cm,
brown scab present.

⑧ Sutured wound present over right elbow
of length 0.5 cm with 1 suture present
in situ, margin well approximated, surrounding
by abrasion of size 8 cm x 4 cm, brown scab.

⑨ Abrasion present over right knee of size
9 cm x 4 cm, brown scab present.

⑩ Abrasion present over left knee of size
3.5 cm x 1.5 cm, brown scab present.

⑪ Sutured wound present over right foot,
plantar aspect, mid part of ~~the~~ length
11 cm with 8 suture present in situ with
blackening of surrounding skin, margins
well approximated.

- Yes antemortem.

III Internal Examination-

19. Head- **Diffuse** - Underscalp hematoma present about 5 gm and
 Confusion present over right parietooccipital area.
- (i) Injuries under the scalp, their nature
- (ii) Skull- Vault and base-describable fractures, their sites, dimensions, directions, etc. - Intact, no fracture.

- (iii) Brain- The appearance of its covering, size, weight and general condition of the organ itself and any abnormality found in its examination to be carefully noted (weight M. 3 grams F. 2.75 grams)
- Meninges - Intact, CSF - turbid.
 Brain - Intact, congested, oedematous, soft, subdural hematoma present over right parietotemporal and left parietal area about 2 gm, dark red. Patchy subarachnoid hemorrhage present over right parietotemporal area and left parietal area.

20. Thorax- **Fractured** 3rd, 4th ribs ^{Fracture} on left side mid axillary line, margin irregular infiltrated with blood, hemothorax present surrounding tissue.
- (a) Walls, ribs, cartilages
- (b) Pleura Intact, no free fluid.
- (c) Larynx, Trachea and Bronchi Intact no foreign body.
- (d) Right Lung } Firm in consistency, oedematous, congested. ii pus fluid present over lung surfaces.
- (e) Left Lung }
- (f) Pericardium Intact.
- (g) Heart with weight } Blood and blood clot present
- (h) Large Vessels Intact
- (i) Additional remarks none.

21. Abdomen-

Walls
Peritoneum } Intact, no free fluid.
Cavity

Buccal Cavity, teeth, tongue
and Pharynx. Intact, no foreign body.

Oesophagus Intact.

Stomach and its contents About 30ml greyish colour fluid present.
No abnormal smell perceived, mucosa pale.

Small intestine and its
contents. } Intact, partly filled with faeces and gases.

Large intestine and its
contents.

Liver (with weight) and gall
bladder. Intact, congested.

Pancreas and Suprarenals , Intact, congested.

Spleen with weight Intact, congested, subcapsular pus pocket present.

Kidneys with weight Intact, congested.

Bladder Intact, empty.

Organs of generations Intact.

Additional remarks with
where possible, medical
officer's deduction from the
state of the contents of the
stomach as to time of death
and last meal. Not applicable.


State which viscera (if any)
have been retained for
chemical examination and
also quote the numbers on
the bottles containing the
same. Viscera not preserved.

22 *Spine and Spinal Cord-

Intact, not opened.

Opinion as to the cause probable cause of death injury!

"septicemia in a case on treatment for he



Dated 10 / 03 / 2023

(Signature)

*The Spinal Cord need not be examined unless there are any indications of disease, Strychnia poisoning or injury.

Note- The report must be written and signed immediately after the examination. Medical officers will at once despatch a duplicate copy to the Civil Surgeon of their district for record in his office.

Great care should be taken not to cut the viscera before they have been inspected in situ.

MLPM No. 222/2023 Date - 10/03/2023.


Dispensary
Place _____ Dr. S.C. GMC, Nanded.
Civil Hospital


20

forwarded to the Police Sub-inspector P.S. → Nanded gramina.

for information with reference to his No. RMLC/2007/2023 of 09/03/2023.

X2. Viscera has been preserved. It may please be stated **Immediately** whether examination by the Chemical Analyser is necessary or it is to be destroyed.

~~Dr. M. A. A.~~
[Dr. L. A. Done] 
Resident Doctor
Dept. Of Forensic Medicine
Dr.S.C.Govt.Medical College.
Vishnupuri, Nanded-431606


[Dr. R. S. Muye]
Resident Doctor
Civil Surgeon or M. M. S. Officer
Dept. Of Forensic Medicine
Dr.S.C.Govt.Medical College.
Vishnupuri, Nanded-431606

Copy forwarded with compliments to the Civil Surgeon.

for information

M. M. S. Officer



Seen and examined by the Civil Surgeon,
20

on

Remarks of the Civil Surgeon,

(if any)

Civil Surgeon

A.-(Y)-176-(20,000 Series) 2021
P. G. D. No. 733/33 dated 10/11/21 and
R. H. and G. D. No. 733/33 dated 11/12/21
vide Surgeon General with the Government of Maharashtra, Bombay's
Letter No. FRM/116/2021 dated 4/7/22.

Date: 28/04/23

Memorandum of a Post-mortem examination held at Dr. SCQMC, Nanded.

Dispensary
Hospital

On the dead body of Ananda Kondiba of Hivale Village Holgaon
Hivale. City

Taluka Biloli District Nanded. by [Dr. R.S. More]
[Dr. Y.S. Purokar]

I. General Particulars—

1. (a) By whom was the corpse sent? PHC W.K. Kamble, B. No. 2801, PS Nanded Gramin.
(b) Name of place from which sent. } Dr. SCQMC, Nanded.
(c) Distance of place from which sent. }
2. By whom was the corpse brought? } PN V.T. Tidke, B. No. 1947 PS. Nanded Gramin.
3. By whom identified? }
4. The date, hour and minute of its receipt. On 27/4/2023 at 11:35 PM.
(a) The date, hour and minute of beginning post-mortem examination. On 28/04/2023 at 07:30 AM.
(b) The date, hour and minute of ending post-mortem examination. On 28/04/2023 at 08:30 AM.
5. Substance of accompanying Report from Police Officer or Magistrate, together with the date of death if known. Supposed cause of death or reason, for examination. As per Police inquest and requisition letter, history of road traffic accident on 24/2/2023 at 12:30 hours in front of the farm of Yogesh More. For treatment purpose taken to the 'Apollo Hospital' Haidarabad and further shifted to 'Yashasai Hospital' Nanded then further shifted to the Government Hospital, Vishnupuri. Died during treatment on 27/04/2023.

IPD no. 23/1/2022

admitted in ward on 16/04/2022 at 22:10 PM with diagnosis of A/H/O RTA with blunt trauma to head with decompensated Heart failure with acute kidney injury.

6. If not examined at Dispensary or Hospital—

- (a) Name of place where examined.
- (b) Distance from Dispensary or Hospital—
- (c) Reason why the body was not sent to the Dispensary or Hospital—

} Not applicable

II. External Examination—

7. Sex, apparent age, race or caste.

Male, 45 years of age.

Description of clothes and of ornaments on the body.

Body covered by one brown blanket. Blue lining hospital shirt, adult diaper. Hospital label present on left foot dorsal aspect.

8. Condition of the clothes— whether wet with water, stained with blood or soiled with vomit or foecal matter.

Dry and intact. Clothes handed over to the Police Constable on duty.

9. Special marks on the skin such as scars, tattooing etc., any malformations peculiarities, or other marks of identification. State of the teeth.

Sketch of Lord Hanuman present over right arm, antero lateral aspect. Identified body. Intact, 16/16.

In newly born infants. the length and (if possible) the weight of the body to be recorded together with the state of the hair, nails and umbilical cord, its length, whether placenta is attached or not, if present, its size and condition.

} Not applicable.

10. *Condition of body*--
whether well-nourished, thin
or emaciated. Warm or cold.

Thin built, cold.

11. *Rigor Mortis*-- Well Marked.
slight or absent; whether
present in the whole body or
part only.

Well marked, present in the whole body.

12. Extent and signs of decom-
position, presence post-
mortem lividity of buttocks,
loins, back and thighs or any
other part. Whether bullae
present and the nature of
their contained fluid.
Condition of the cuticle.

No sign of decomposition.
Postmortem lividity present over posterior
aspect of body, except pressure areas,
fixed.

13. *Features*-- Whether natural
or swollen, state of eyes,
position of tongue; nature of
fluid (if any) oozing from
mouth, nostrils or ears.

Facial features: natural.
Eyes: closed. Pupils: Fixed and dilated.
Mouth: closed. Tongue: Inside mouth.
No oozing from mouth, nostrils and ears.

14. *Condition of skin*-- Marks
of blood etc. In suspected
drowning the presence or
absence of cutis anserina
to be noted

Dry and pale.
Bipedal oedema present.

15. Injuries to external genitals.
Indication of purging.

No injuries.
No purging.

16. *Position of limbs*—
Especially of arms and of fingers in suspected drowning the presence or absence of sand or earth within the nails or on the skin of hands and feet.

Straight.

17. *Surface wounds and injuries*—Their nature, position, dimensions (measured) and direction to be accurately stated—their probable age and causes to be noted.

1] Therapeutic tracheostomy wound present in midline of neck of size 2cm x 0.5cm x tracheal cavity deep, yellowish fluid oozing out from wound, sed.

2] Therapeutic intravenous injection mark present on right chest, in upper part, 2cm below right clavicle, sed.

3] Therapeutic intravenous injection mark present on right hand over dorsal aspect, sed.

If bruises be present what is the condition of the subcutaneous tissues ?

(N.B.—(When injuries are numerous and cannot be mentioned within the space available they should be mentioned on a separate paper which should be signed).

18. Other injuries discovered by external examination or palpation as fractures etc.

No fractures.

- (a) Can You say definitely that the injuries shown against serial Nos. 17 and 18 are ante mortem injuries?

Yes, ante mortem.

III. Internal Examination

19. Head -

(i) Injuries under the scalp. their nature. Unders scalp, no injuries present.

(ii) Skull— Vault and base— describe fractures. their sites, dimensions. directions, etc. Intact, no fracture present.

(iii) Brain— The appearance of its coverings, size. weight and general condition of the organ itself and any abnormality found in its examination to be carefully noted (weight M. 3 grams F. 2.75 grams). Meninges intact, congested. CSF turbid in appearance. Brain markedly oedematous, congested, soft. Pin point hemorrhage present in parenchyma of right cerebral hemisphere and cerebellum.

20. Thorax—

(a) Walls, ribs, cartilages Hemorrhage present on the left side of thorax in 5th, 6th intercostal space.

(b) Pleura About 400 ml amber coloured fluid in each pleural cavity.

(c) Larynx, Trachea and Bronchi. Reddish fluid lining the tracheal cavity.

(d) Right Lung } Pus pockets present over the both lung surfaces, Lungs congested, oedematous.
(e) Left Lung } On cutting the lungs, patchy areas of consolidation present, soft and firm in consistency.

(f) Pericardium Intact.

(g) Heart with weight Intact, blood and blood clots present.

(h) Large Vessels Blood and blood clots present.

(i) Additional remarks. Nil.

21. Abdomen—

Walls Intact.

Peritoneum Intact.

Cavity About 800 ml, amber coloured fluid present in cavity.

Buccal Cavity, teeth, tongue and Pharynx. Intact, no foreign body present.

Oesophagus Intact.

Stomach and its contents About 150 ml, yellowish fluid present. Medicinal smell perceived, mucosa congested.

Small intestine and its contents.

Large intestine and its contents.

Intact, filled with gases and faeces.

Liver (with weight) and gall bladder.

Intact; congested.

Pancreas and Suprarenals

Intact, congested.

Spleen with weight

Subcapsular pus pockets present. Intact, congested.

Kidneys with weight

Intact congested.

Bladder

Intact, empty.

Organs of generations

Intact.

Additional remarks with where possible. medical officer's deduction from the state of the contents of the stomach as to time of death and last meal.

Not commentable.


State which viscera (if any) have been retained for chemical examination and also quote the numbers on the bottles containing the same.

Viscera not preserved.

Intact, not opened

Opinion as to the cause
probable cause of death.

"Septicemia in a case on treatment for
head injury."



[Dr. Y.S. Puskar]

Resident Doctor
Dept. Of Forensic Medicine
Dr.S.C.Govt.Medical College.
Vishnupuri,Nanded-431606



[Dr. R.S. More]

Resident Doctor
Dept. Of Forensic Medicine
Dr.S.C.Govt.Medical College.
Vishnupuri,Nanded-431606

Dated 28/04/2023 30

(Signature)

*This Spinal Cord need not be examined unless there are any indications of disease. Strychnia poisoning or injury.

Note— The report must be written and signed immediately after the examination. Medical Officers will at once despatch a duplicate copy to the Civil Surgeon of their district for record in his office.

Great care should be taken not to cut the viscera before they have been inspected in situ.

MLPM No. 25 28/04/23

Place Dispensary Dr. SCGMC Nanded 3)
Civil Hospital

Forwarded to the Police Sub-Inspector Nanded Gramin.

for information with reference to his No. RMLC/SUS/2507 of 16/04/2023

2. Viscera has been preserved. It may please be stated *Immediately* whether examination by the Chemical Analyser is necessary or it is to be destroyed.Y. S. Puzeekar

[Dr. Y. S. Puzeekar]

Resident Doctor
Dept. Of Forensic Medicine
Dr.S.C.Govt.Medical College.
Vishnupuri, Nanded-431606R. S. More

[Dr. R. S. More]

Resident Doctor
Dept. Of Forensic Medicine
Dr.S.C.Govt.Medical College.
Vishnupuri, Nanded-431606

Copy forwarded with compliments to the Civil Surgeon.

for information.



M. M. S. Officer

Seen and examined by the Civil Surgeon.

2)

on

Remarks of the Civil Surgeon.

(if any)

पोलीस स्टेशन कुदूर
आवक क्र 359/23
दिनांक 22/04/23

Civil Surgeon