

FORM COMP AA
(sec Rules 253 (c), 254 (c) (iii), 254 (80 255 (1) (iv))
REPORT ABOUT THE MOTOR VEHICLES ACCIDENTS

1	Name of the Police Station	Ardhapur Dist.Nanded
2	CR.NO./TAR No./SDE No.	162/2023 U/S 279, 304(a) of I.P.C
3	Date, Time and Place of the accident.	12/05/2023 at 20.00 hrs Nanded to Hingoli road near Hirkani rop watika pardi Tq.Ardhapur dist. Nanded.
4	Name of the Injured / Deceased	1)Santosh Bhagwanrao Murkunde age 35 years 2) Saheb Ali Ahemad Shaikh age 20 years both r/o Pardi Tq.Ardhapur dist. Nanded
5	Name of Hospital to Which he/she was removed	Govt. Hospital Nanded
6	Number of vehicles and type of the vehicle	MH 37 B 1496 Tempo
7	Name and address of the Driver of the vehicle with particulars or Driving License of the said Driver and the address of the Issuing Authority of the said Driving License. The number of Badge in case of Public Service Vehicle and the address of the Issuing Authority of the said Badge.	Gajanan Madhukar Kendre age 23 years r/o wajegaon tq. dist. Nanded MH 26 20230005706 RTO Nanded
8	Name and Address of the Owner of the vehicle as it stands on the date of the accident.	Shaikh Jamal Shaikh Shadul age 42 years r/o near Jama Madjit Wajegaon tq. dist. Nanded
9	Name and address of the insurance Company with whom the vehicle was insured and the Divisional office of the said insurance Company.	Chola MS General Insurance comp.ltd.
10	Number of Insurance Policy/ Insurance Certificate and the date of Validity of the insurance Policy/ Insurance Certificate.	3379/03305050 /000/00 10/11/2023
11	Action taken if any and the result there of	An offence has been registered against the accused. After completion of investigation Charge-sheet has been submitted.

Inspector of Police
Police Station Ardhapur
Dist. Nanded (M.S)

म. १० प्र



N.C.R.B (एन.सी.आर.बी)

I.I.F.-I (एकीकृत अन्वेषण फॉर्म - १)

FIRST INFORMATION REPORT

(Under Section 154 Cr.P.C.)

प्रथम खबर अहवाल
(कलम १५४ फौजदारी प्रक्रिया संहिता)

1. District (जिल्हा): नांदेड P.S.(ठाणे): अर्धापूर Year (वर्ष): 2023
FIR No.(प्रथम खबर क्र.): 0162 Date and Time of FIR (प्र. ख. दिनांक आणि वेळ): 18/05/2023 22:36 बजे

S.No. (अ.क्र.)	Acts (अधिनियम)	Sections (कलम)
1	भारतीय दंड संहिता १८६०	२७९
2	भारतीय दंड संहिता १८६०	३३८
3	भारतीय दंड संहिता १८६०	304-A

3. (a) Occurrence of offence (गुन्हाची घटना):

1. Day(दिवस): शुक्रवार Date From (दिनांक पासून): 12/05/2023
Time Period (कालावधी): पहर 7 Date To (दिनांक पर्यंत): 12/05/2023
Time From (वेळेपासून): 20:00 बजे
Time To (वेळेपर्यंत): 20:00 बजे

(b) Information received at P.S. (माहिती मिळालेले पोलीस ठाणे):

Date (दिनांक): 18/05/2023 Time (वेळ): 22:29 बजे

(c) General Diary Reference (रोजनामचा संदर्भ)

Entry No. (नोंद क्र.): 028 Date & Time (दिनांक आणि वेळ): 18/05/2023 22:29 बजे

4. Type of Information (माहितीचा प्रकार): लेखी

5. Place of Occurrence (घटनास्थळ):

1.(a) Direction and distance from P.S.(पोलीस ठाण्यापासून दिशा व अंतर): उत्तर, 07 किमी .

Beat No. (बिट क्र.):

(b) Address (पत्ता): चोरंबा पाटी ते पार्डी म ता , हिरकणी रोपवाटिकेसमोर रोडवर अर,अर्धापूर

(c) In case, outside the limit of this Police Station, then (या पोलीस ठाण्याच्या हद्दीबाहेर असल्यास):

Name of P.S.(पोलीस ठाण्याचे नाव):

District(State) (जिल्हा(राज्य)):

6. Complainant / Informant (तक्रारदार/माहिती देणारा):

(a) Name (नाव): सुनिल भगवानराव मरकुंदे

(b) Father's/Husband's Name(वडील / पती चे नाव):

(c) Date/Year of Birth (जन्म तारीख/वर्ष): 1990

(d) Nationality (राष्ट्रीयत्व): भारत

(e) UID No. (यु.आय.डी. क्र.):

(f) Passport No.(पारपत्र क्र.):

Date of Issue (दिल्याची तारीख):

Place of Issue (दिल्याचे ठिकाण):

(g) Id details (Ration Card, Voter ID Card, Passport, UID No., Driving License, PAN)

ओळखपत्र विवरण (राशन कार्ड ,मतदाता कार्ड ,पासपोर्ट, यूआईडी सं., ड्राइविंग लाइसेंस, पॅन कार्ड)

S.No.(अ.)	Id Type (ओळखपत्राचा प्रकार)	Id Number (ओळखपत्राचा क्रमांक)
-----------	-----------------------------	--------------------------------

S.No.(अ. क्र.)	Id Type (ओळखपत्राचा प्रकार)	Id Number (ओळखपत्राचा क्रमांक)
1		

(h) Address (पत्ता):

S.No.(अ. क्र.)	Address Type (पत्याचा प्रकार)	Address (पत्ता)
1	वर्तमान पता	पार्डी मता अर्धापुर, अर्धापूर, नांदेड, महाराष्ट्र, भारत
2	स्थायी पता	पार्डी मता अर्धापुर, अर्धापूर, नांदेड, महाराष्ट्र, भारत

(i) Occupation (व्यवसाय):

(j) Phone number (फोन नं.):

Mobile (मोबाइल नं.): 91-9665243528

7. Details of known/suspected/unknown accused with full particulars (माहीत असलेल्या /संशयित/अनोळखी आरोपीचा संपूर्ण पत्ता):

S.No. (अ.क्र.)	Name (नाव)	Alias (उर्फनाव)	Relative's Name (नातेवाईकाचे नाव)	Present Address (वर्तमान पता)
1	टेम्पो क्र MH 37 B 1496 चा चालक नाव गाव माहित नाही			1. उपलब्ध नाही, अर्धापूर, नांदेड, महाराष्ट्र, भारत

8. Reasons for delay in reporting by the complainant/informant (तक्रारदार/माहिती देणा-याकडून तक्रार केल्यातील विलंबाची कारणे):

9. Particulars of properties of interest (संबंधीत मालमत्तेचा तपशील):

S.No. (अ.क्र.)	Property Category (मालमत्ता वर्ग)	Property Type (मालमत्ता प्रकार)	Description (वर्णन)	Value(In Rs/-) (मुल्य (रु. मध्ये))
----------------	-----------------------------------	---------------------------------	---------------------	------------------------------------

10 Total value of property (In Rs/-)-(चोरीस गेलेल्या मालमत्तेचे एकूण मुल्य (रु. मध्ये)):

11 Incident Report / U.D. case No., if any (इन्क्वेस्ट अहवाल/ अकस्मात मृत्यू प्रकरण क्र. व अहवालासंख्या):

S.No. (अ. क्र.)	UIDR Number (यु.आय.डी. क्र.)
-----------------	------------------------------

12 First Information contents (प्रथम खबर हकीकत):

संशयित अर्धापुर भाग 1 चे S गुरं.162/2023 कलम 279,338,304(अ) भादवि प्रमाणे 1) फिर्यादी :- सुनिल भगवानराव मरकुंदे वय 33 वर्षे ब्राह्मण समाजात राहणारे (म)ता अर्धापुर जि नांदेड मो.नं.96652435282) आरोपी :- टेम्पो क्र MH 37 B 1496 चा चालक नाव गाव माहित नाही 3)मयकाम भाऊ- 1) संतोष भगवानराव मरकुंदे वय 35 वर्षे रा पार्डी (म) ता अर्धापुर 2)साहेबअली पिता अहेमद शेख रा पार्डी (म) ता अर्धापुर 4) गु.मा.गा.वे.व.ठिकाण :- दि.12.05.2023 रोजी 20.00 वाजता चोरंबा पार्टी ते पार्डी (म) ता अर्धापुर जाणारे रोडवरील हिरकणी रोपवाटिकेसमोर रोडवर अर्धापुर उत्तरेस 7 कि मी5)दाखल करणार :- HC 2353 बोदेमवाड पोलीस ठाणे अमलदार पो.स्टे.अर्धापूर मो.नं.90229789096)हिरकणीचे कारण- फिर्यादी हे आज रोजी पो स्टे ला हजर येवुन जबाब दिल्यावरुन7) खुलासा - सादर विनंती की, वर नसून हिरकणी व हिरकणीपतीतील आरोपीच्या ताब्यात असलेला टेम्पो क्र MH 37 B 1496 हा हयगयी व निष्काळजीपनाने भरधाव वेगात मयकाम भाऊ क्र MH 26 CC 9667 ला हिंगोली ते नांदेड जाणा-या रोडवर चोरंबा पाटिच्या पुढे हुरकणी रोपवाटिकेसमोर पाठीमागुन जोराची मारणारी फिर्यादी मयकाम भाऊच्याने सादर जखमीस रेणुका हस्पिटल व यशोसाई हस्पिटल येथे विलाज चालु असताना ते मरण पावले व त्याच्या मयकाम भाऊ क्र MH 37 B 1496 चा चालक कारणीभूत झाला म्हणुन आज रोजी पो स्टे ला हजर येवुन नातेवाईक यांनी जबाब दिल्यावरुन सादर जखमी मयकाम भाऊ यांच्या आदेशावरुन दाखल करुन पुढील तपास Psi आगलावे यांचेकडे दिला.मो.नं.9767777884. दि.18.05.2023मी सुनिल भगवानराव मरकुंदे वय 33 वर्षे व्यवसाय व्यापार रा पार्डी (म)ता अर्धापुर जि नांदेड मो.नं.9665243528समक्ष पो स्टे अर्धापुर येथे येवुन जबाब लिहुन घेण्यास सांगते की,मी वरील ठिकाणचा राहणारा असून माझे (म) ता अर्धापुर येथे दुकाने चालवितो.दि.12.05.2023 रोजी माझा भाऊ संतोष भगवानराव मरकुंदे वय 35 वर्षे रा पार्डी (म) ता अर्धापुर येथे दुकाने चालवितो.माझे पिता अहेमद शेख रा पार्डी (म) ता अर्धापुर असे दोघेजन शेतातील काम करत असलेले ट्रॅक्टरचे डिझेल टँक टोकावरुन भरवताना अर्धापुर येथील घराकडे परत येत होते सादर मो सा सायकल ही माझा भाऊ चालवित होता.ते चोरबा पार्डी (म) ता अर्धापुर जाणारे रोडवरील हिरकणी रोपवाटिकेजवळ रात्री 08.00 वाजता आले असता माझा भाऊ चालवित असलेल्या मयकाम भाऊ क्र MH 37 B 1496 च्या चालकाने त्याचे ताब्यातील टेम्पो भरधाव वेगाने व हयगयी व निष्काळजीपनाने चालवित असलेल्या मयकाम भाऊ क्र MH 26 CC 9667 ला पाठिमागुन जोराची धडक दिली त्यामुळे सादरील मो सायकल चालवित असलेला माझा भाऊ संतोष मरकुंदे

N.C.R.B (एन.सी.आर.बी)

I.I.F.-I (एकीकृत अन्वेषण फॉर्म - १)

व त्याचा मित्र साहेबअली असे दोघेजन गंभीर जखमी झाले आहेत.अशी मला फोनद्वारे माहिती तेथे रोडने जात असलेले सुनिल कदम व चंद्रकांत कवडे यांनी दिली.मला माहिती मिळाल्यावर मी ताबडतोब घटनास्थळी गेलो व तेथे जावुन माझा भाउ व त्याचा मित्र यास उपचारासाठी नांदेड येथे दवाखान्यात नेले. माझा भाउ संतोष यास रेणुका हस्पिटल येथे उपचारासाठी नेले व साहेबअली यास यशोसाई हस्पिटल नांदेड येथे उपचारासाठी नेले.त्यानंतर दि.13.05.2023 रोजी माझ्या भावाची प्रकृती गंभीर झाल्याने त्यास पुढील उपचारासाठी यशोसाई हस्पिटल नांदेड येथे दाखल केले.दि.13.05.2023 रोजी सायंकाळी 05.13 वाजता साहेबअली पिता अहेमद शेख याचा उपचारादरम्यान मृत्यु झाला व माझा भाउ संतोष याचा उपचार चालु असताना दि.15.05.2023 रोजी सायंकाळी 06.45 वाजताचे सुमारास उपचारादरम्यान मृत्यु झाला. तरी यातील टेम्पो क्र MH-37 B 1496 च्या चालकाने त्याच्या ताब्यातील टेम्पो हा हयगयी व निष्काळजीपनाने भरधाव वेगात चालवुन माझा भाऊ चालवित असलेल्या मोसा क्र MH 26 CC 9667 ला हिंगोली ते नांदेड जाणा-या रोडवर चोरंबा पाटिच्या पुढे हुरकणी रोपवाटिकेसमोर पातुंगणुन जोराची धडक दिली त्यामुळे माझा भाऊ संतोष व त्याचा मित्र साहेबअली असे दोघेजन गंभीर जखमी झाले व यशोसाई हस्पिटल नांदेड येथे त्यांचेवर उपचार चालु असताना दोघेजन मरण पावले आहेत.त्याचे मरणास टेम्पो क्र MH 37 B 1496 चा चालक कारणीभुत असुन त्याचेवर योग्य ती कार्यवाही करावी हि विनंती.माझा जबाब माझे सांगणेप्रमाणे सांगणाकावर टंकलिखित केले असुन तो मला वाचुन दाखविला बरोबर व सरा आहे.

13.Action Since the above information reveals commission of offence(s) u/s as mentioned at (केलेली कारवाई: वाच क्र.२ मध्ये नमूद केलेल्या कलमान्वये वरील अहवालावरून अपराध घडल्याचे.)

(1) Registered the case and took up the investigation: (प्रकरण नोंदविले आणि तपासाचे काम हाती घेतले): or (किंवा)

(2) Directed (Name of I.O.) (तपास अधिका-याचे नाव): KAPIL MURLIDHAR AGALAVE
Rank (पद): SI (Sub-Inspector)

No.(क्र.): 15011000402KMA to take up the Investigation (ला तपास करण्याचे अधिकार दिले) or (किंवा)

(3) Refused investigation due to (ज्या कारणामुळे तपास करण्यास नकार दिला):

or (ज्या कारणामुळे तपास करण्यास नकार दिला)

(4) Transferred to P.S. (मुन्हा दुसरीकडे पाठविला असल्यास त्या पोलीस ठाण्याचे नाव):

District (जिल्हा):

on point of jurisdiction (को क्षेत्राधिकार के कारण हस्तांतरित) .

F.I.R. read over to the complainant / informant, admitted to be correctly recorded and a copy given to the complainant / informant free of cost. (प्रथम खबर तक्रारदाराला/खबरीला वाचून दाखविली, बरोबर नोंदविली असल्याचे तपास मान्य केले आणि तक्रारदाराला/खबरीला खबरीची प्रत मोफत दिली.)

R.O. (आर.ओ.सी.)

14. Signature/Thumb impression of the complainant / informant. (जबाबदारी/खबर देणा-याची सही/अंगठा):

15. Date and time of dispatch to the court (न्यायालयात पाठवण्याची तारीख व वेळ):

ठाणे अंमलदार

पोलीस स्टेशन अर्धाप

Signature of Officer in charge, Police Station (ठाणे प्रभारी अधिका-याची

Name (नाव): HANUMANTRAO AMRUTRAO

Rank(पद): I (Inspector)

No.(सं.): POBN68665

CRIME DETAILS FORM

घटनास्थळाचा पंचनामा/गुन्ह्याचा तपशील नमुना

१. राज्य-महाराष्ट्र, जिल्हा-नांदेड, पोलीस स्टेशन-अर्धापुर पहेली खबर/कार्यवाही क्र. 162/२०२३ दि. १८/०५/२०२३

२. अधिनियम व कलम :- आ. दं. वी. २७९, ३०४ (३)

३. घटनेचे ठिकाण दाखविण्याचे :-

नांव :- सुनील मरकुंद वडीलाचे/पतीचे नांव :- अश्वानराव मरकुंद
 वय ३३ वर्ष, धंदा :- व्यापार जात :- गरीब मोबाईल नंबर :- ९६६४ ८५३३२८
 रा. - पाटी (म.) तालुका - अर्धापुर जिल्हा - नांदेड राज्य - महाराष्ट्र

४. गुन्ह्याचा प्रकार (गुन्ह्याचे सर्व पध्दतीसह) :-

i) प्रधान शिर्ष :- तात्याजीराव वाहन अश्वानराव वेगात हल्ला करी व तिष्ठतात जीपचे
 ii) प्रधान शिर्षचे वर्गीकरण :- चालवून तो सा. ला पाटी मारून अड्डे देऊन मरणाचे
 iii) पध्दती :- मरणाचे कारण अज्ञात ठरले.

iv) वापरलेली वाहणे :- टेम्पो क्र. मह-३७-४-१५९६

v) केलेले घेसांतर/केलेली बतावणी :-

vi) वापरलेली भाषा/बोली भाषा :-

vii) विशेष वैशिष्ट्य-१ :-

विशेष वैशिष्ट्य-२ :-

विशेष वैशिष्ट्य-३ :-

viii) घटनेच्या ठिकाणाचा प्रकार :- हिंगोली ते नांदेड जाणारे हायवेचे रोडवर पाटी (म.)
 शिवाजीराव तिष्ठतात रोपवाडीस समोरील सायंजालीक रोडवर

ix) अंतर्भूत मालमत्तेचा प्रकार :-

१) ----- २) -----

३) ----- ४) -----

(२)

FORM - ११

५. बळीचा तपशिल (आवश्यक असल्यास स्वतंत्र कागद जोडावा) :-

अ. क्र.	संपूर्ण नाव	जन्म तारीख / वय	लिंग	राष्ट्रीयत्व	धर्म	जाती/ जमाती	व्यवसाय	पत्ता	दुखापत गंभीर/ साधी	साधने/ हत्यार
1.	संतोष अमठान मरकुडे	35 वर्षे	पुरुष	भारतीय	बहिष्तु	बागी	शेतरी	पाडी (म.) ता. अंधापुर जि. नांदेड	गंभीर	अपघात मर्त्य
2.	सोहेबदाजी अहेमद शेख	20 वर्षे	पुरुष	भारतीय	इस्लामी	इस्लामी	मुरी	पाडी (म.) ता. अंधापुर जि. नांदेड	गंभीर	अपघात मर्त्य

६. गुन्ह्याचा हेतु :- ताच्यातील देणो अस्थाय वेगाने हलक्या व निष्ठाळ जीवणे चालवून मज्जातच मोटा सायकुळ्या पाडीमातून जोराची धडप देवून मज्जातच मरणास डारणीतून हाणे

७. चोरीच्या/अतंभृत मालमत्तेचा तपशील :-

८. घटनेच्या जागेचे वर्णन :-

सादर विंगती वी झाडा मधुड सध्या डरगारे दोन्ही पंचांम पो. उप. जि. के. एम. झाडातच आगी विंगोली ने गाडे जाणारे हाभवे वर मोजे पाडी (म.) शिवातनीक हिरकुणी रोपवायिष्टे सामेरीतच रावजगिष्टे कोडपर गेलावून घेवून को. दे. अंधापुर उ. र. म. 16212073 कुळम 279, 305 (अ) ना. दे. वी. पुढाणे गुन्हा वाळत झाल्याची माहीती देवून सादर गुन्ह्यातील धरनास्थळ पंचनामा पुराव्याचा) झाल्याचा) डेडेंड कुळपुणे सादर गुन्ह्यातील धरनास्थळ पंचनामा पुराव्याचा) डरुण दया अशी विंगती झाल्याने न. झाडा मधुड दोन्ही पंच इतरी झालेले झाडा पंचाच व पोलीसाचे समझा चाणीत फीमडीने अडक्यात हडपुत

८. घटनेच्या जागेचे वर्णन (पुढे चालू) :-

सांगून प्रीमिअर प्रमाणे पुथन डुरुंग सडर मुम्हमाणीस धरणास्थळ हेच आहे अस म्हणून धरणास्थळ दाखविले.

सधल्या धरणास्थळ पाहता ते हिंगोळी ते नांडेड जाणारे हाथवेचे सावेजरीस रोडवर असणारे हिरकुणी रोपवाटीडेचे समोरीस रोडपरीस झालून मो. पाटी (म.) चे पुलापासून अंदाजे २०० मीटर अंतरावर उत्तरेस झालून सडर धरणास्थळ सिमेंटचे रोडपरीस झालून सडर धरणास्थळाचे पुर्वेस पाहता हाथवेचा सिमेंटचा डबरीस रस्ता व त्यापलीकडे रस्त्याच्याच मुदमाचा आग व त्यापलीकडे बाबुशा कुवड यांची शेती आहे पश्चिमेस पाहता सडर हाथवेचा रस्त्याचा डबरीस आग व त्यापलीकडे शेवाभर व त्यापलीकडे नांडेड ते हिंगोळी जाणारा हाथवेचा सिमेंटचा रस्ता व त्यापलीकडे हिरकुणी रोपवाटीडा आहे. दक्षिणेस पाहता नांडेड डेड जाणारा हाथवेचा सिमेंटचा रस्ता झालून उत्तरेस पाहता हिंगोळी कुडंग येणारा हाथवेचा सिमेंटचा रस्ता आहे.

सडर धरणास्थळाची चतुर्दिगा पाहता दबाळीस प्रमाणे पुर्वेस - हिंगोळी ते नांडेड जाणारा हाथवेचा सिमेंटचा रस्त्याचा डबरीस आग व त्यापलीकडे मुदमाचा आग व त्यापलीकडे बाबुशा कुवड यांची शेती आहे.

पश्चिमेस - हिंगोळी ते नांडेड जाणारे हाथवेचा सिमेंटचा रस्त्याचा डबरीस आग व त्यापलीकडे नांडेड ते हिंगोळी जाणारा हाथवेचा सिमेंटचा रस्ता व त्यापलीकडे हिरकुणी रोपवाटीडा आहे.

दक्षिणेस - नांडेड डेड जाणारा हाथवेचा सिमेंटचा रस्ता आहे.

उत्तरेस - हिंगोळी कुडंग येणारा हाथवेचा रस्ता आहे.

सधल्या धरणास्थळ पंचनामा दिनांक १९/०५/२०२३ रोजी वेळ - १०.०० ते ११.०० वाजताचे दरम्यान झालेल्या नमुद होवेली पंचनामा सध्या स्थिती परीस्थितीनुसार उला झाल्यास तो वाचून दाखविला जाई व शेवट व सध्या आहे.

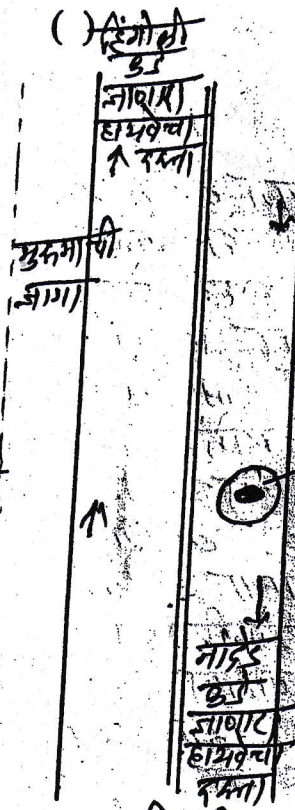
उत्तर

९. घटनास्थळाचा नकाशा :-

FORM: २-D

पश्चिम

हिरण्णी रोपवाटी



केरळिया मंगळी रोपवाटी

मुकुमाची जागा

बाहुना डेअर बाची रोती

घटनास्थळ

पूर्व

Lat - 19.337312

Long. - 77.389042

दक्षिण

१०. तपासकामी प्रत्यक्ष पुरावा म्हणुन गुन्ह्याचे जागेवरून मिळविलेल्या / जप्त केलेल्या मालमत्तेचे वर्णन :-

११. घटनास्थळ पंचनाम्याची दिनांक 19/10/2023 वेळ 10:00 ते 16:00 वार

१२. पंचाची नावे व संपूर्ण पत्ता आणि सही :-

- १) पुसाद
सोहेबदाव हापळुंड वय 27 वर्षे व्यवसाय
- २) मंगेश नारायण झापा म हाजग वय 32 वर्षे व्यवसाय
व्यापार रा. पाडी (म.) ना. झ्यापूर जि. नांदेड

पुसाद
Mudest

दिनांक 19/10/2023

नाव : के. एम. दागगाव
पदनाम : पो. डप. जि.
पोलीस स्टेशन : झ्यापूर



G.P.A.-(Y)-176-(20,000 Sets)-03-2021.

G. P. G. D. No. 733/33. dated 16-6-41 and

G. R. H. and G. D. No. 733/33. dated 11-2-47.

vide Surgeon General with the Govt. of Maharashtra, Bombay

Letter No. FRM/1462/19357/1. dated 4-7-63.

MLPM. No. 461/2023

C. M. 67 e.

Date:- 14/05/2023

Memorandum of a Post-mortem examination held at Dr. S.C.G.M.C. Nanded.

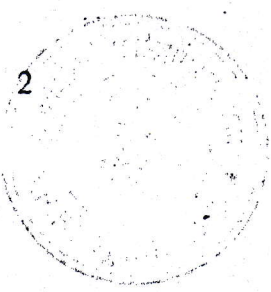
Dispensary Hospital

On the dead body of Saheb Ali Ahemad Shaikh Village Pardi (Makta) City

Taluka Ardhapur District Nanded by [Dr. R.S. More]
[Dr. S.S. Dase]

I. General Particulars—

1. (a) By whom was the corpse sent? - A.S.I. U.K. Bharti, B.No. 5206, Police Station - Nanded Gramin.
- (b) Name of place from which sent. } Dr. S.C.G.M.C., Nanded
- (c) Distance of place from which sent. }
2. By whom was the corpse brought? } A.S.I. U.K. Bharti, B.No. 5206, Police station Nanded Gramin.
3. By whom identified? }
4. The date, hour and minute of its receipt. 13/05/2023 at 22:07 hours.
- (a) The date, hour and minute of beginning post-mortem examination. 14/05/2023 at 07:00 am
- (b) The date, hour and minute of ending post-mortem examination. 14/05/2023 at 08:00 am
5. Substance of accompanying Report from Police Officer or Magistrate, together with the date of death if known. Supposed cause of death or reason, for examination. As per police inquest and requisition letters, deceased history of road traffic accident on 13/05/2023 for treatment purpose admitted to Yashosai hospital, Nanded and died during treatment on 13/05/2023 at 17:13 hours, supposed cause of death road traffic accident.



6. If not examined at Dispensary or Hospital—

- (a) Name of place where examined.
- (b) Distance from Dispensary or Hospital—
- (c) Reason why the body was not sent to the Dispensary or Hospital—

} Not applicable.

II. External Examination—

7. Sex, apparent age, race or caste.

Male, 20 year old.

Description of clothes and of ornaments on the body.

→ Body covered by two multicoloured bedsheets, Blue coloured track pant, green full sleeve shirt, Bandage applied over scrotum slab applied over right upper limb, white bandage applied over ~~right upper~~ left side of forehead. Blue

8. Condition of the clothes— whether wet with water, stained with blood or soiled with vomit or foecal matter.

- Dry, intact, handed over to police constable on duty.

9. Special marks on the skin such as scars, tattooing etc., any malformations peculiarities, or other marks of identification. State of the teeth.

- Identified body
Teeth - intact, 16/16.

In newly born infants, the length and (if possible) the weight of the body to be recorded together with the state of the hair, nails and umbilical cord, its length, whether placenta is attached or not, if present, its size and condition.

- Not applicable.

10. *Condition of body*— whether well-nourished, thin or emaciated, warm or cold.

Well nourished, cold,

11. *Rigor Mortis*—Well Marked, slight or absent; whether present in the whole body or part only.

Well marked, present in the whole body.

12. Extent and signs of decomposition, presence post-mortem lividity of buttocks, loins, back and thighs or any other part. Whether bullae present and the nature of their contained fluid. Condition of the cuticle.

No signs of decomposition, postmortem lividity present over posterior aspect of body except pressure areas, fixed.

13. *Features*—Whether natural or swollen, state of eyes, position of tongue; nature of fluid (if any) oozing from mouth, nostrils or ears.

Facial features identifiable
Eyes - closed, pupils - dilated
Mouth - closed, tongue - inside mouth.
No oozing from nostrils, mouth and ears.

14. *Condition of skin*— Marks of blood etc. In suspected drowning the presence or

Dry.



15. Injuries to external genitals.
Indication of purging.

refers to injury no. (16), (17), (18)
mentioned in column no. 17.
No purging.

16. Position of limbs—
Especially of arms and of
fingers in suspected
drowning the presence or
absence of sand or earth
within the nails or on the
skin of hands and feet.

↓
straight.

17. Surface wounds and
injuries—Their nature, posi-
tion, dimensions (measured)
and direction to be
accurately stated—their
probable age and causes
to be noted.

If bruises be present what
is the condition of the
subcutaneous tissues ?

(N.B.—(When injuries are
numerous and cannot be
mentioned within the space
available they should be
mentioned on a separate
paper which should be
signed).

18. Other injuries discovered by
external examination or
palpation as fractures etc.

↓
Intact, no
fracture.

(a) Can You say definitely
that the injuries shown
against serial Nos. 17
and 18 are ante mortem
injuries?

→ Yes, antemortem.

① Graze abrasion present over forehead
extending to left side of face in an
area of size 17cm x 10cm red, directed
downward.

② Sutured wound present over left forehead
just above and over left eyebrow, lateral
side, of size 3.5cm in length with 6
sutures present in situ.

③ Graze abrasion present over nose,
central and right side, involving central
and lateral part on right side, of size
4cm x 3.5cm, directed downward, red.

④ Graze abrasion present over face, on
right side, involving right cheek, right
mandibular and chin. Central part, of
size 15cm x 7.5cm, directed downward
red.

⑤ Therapeutic intravenous central line
mark present over right side of neck,
red.

⑥ Abrasion present over right forearm,
midpart, extensor aspect, of size 3.5cm
x 2.5cm, red.

⑦ Abrasion present over right hand,
dorsal aspect, of size 4cm x 2cm, red.

⑧ Abrasion present over left shoulder, ant-
erior aspect, just below left shoulder
tip of size 5cm x 2.5cm, red.

⑨ Graze abrasion present over left shoulder,
anterior aspect, 2cm below injury no. ⑧,
of size 4cm x 3cm, directed downward
medially, red.

⑩ Graze abrasion present over left arm
upper part, antrolateral aspect, of
size 4.5cm x 3cm, directed medially, red.

[For further injuries, refer to supple-
ment attached.]

Continuation of injuries from column no. 17.

- ⑪ Abrasion present over left forearm, extensor aspect, near wrist, of size 2 cm x 1.5 cm, red.
- ⑫ Multiple abrasions present over knuckles of left hand, of size ranging from 0.2 cm x 0.2 cm to 2 cm x 1 cm, red.
- ⑬ Grade abrasion present over abdomen, left side, 1.5 cm lateral to umbilicus, of size 2 cm x 0.5 cm, directed downward medially, red.
- ⑭ Grade abrasion present over abdomen, left side, 8 cm lateral to umbilicus, 7 cm lateral to injury no. ⑬, of size 2 cm x 0.5 cm, directed downward medially, red.
- ⑮ Abrasion present over left side inguinal region, of size 0.5 cm x 0.5 cm, red.
- ⑯ Sutured wound present over scrotum, left side, anterior aspect of length 10 cm with 13 sutures present in situ. No oozing, no gaping present. On removing sutures, haemorrhage present in underlying scrotal sac.
- ⑰ Abrasion present over scrotum, right side, anterior aspect of size 2 cm x 1 cm, red.
- ⑱ Abrasion present over glans penis, 1.5 cm below tip, of size 1.5 cm x 1 cm, red.
- ⑲ Abrasion present over right knee, of size 6 cm x 3 cm, anterolateral aspect, red.
- ⑳ Grade abrasion present over right leg, anterolateral aspect, lower part, 3 cm above right ankle, of size 8 cm x 8 cm, directed downwards, red.

Sharma

[Dr. S. S. Dase]

Resident Doctor

Dept. Of Forensic Medicine
Dr. S. C. Govt. Medical College,
Vishnupuri, Nanded-431606

Ram

[Dr. R. S. More]

Resident Doctor

Dept. Of Forensic Medicine
Dr. S. C. Govt. Medical College,
Vishnupuri, Nanded-431606

Date: 14/05/2023

- ① Graze abrasion present over right leg, just above ankle of size 6cm x 0.5cm, directed downward, red.
- ② Abrasion present over left knee, central part, of size 7cm x 4cm, red.
- ③ Abrasion present over left knee, anteromedial aspect, 2cm medial to injury no. ② of size 7cm x 2.4cm, red.
- ④ Abrasion present over left foot, dorsal aspect, base of left big toe of size 2.5cm x 1cm red.
- ⑤ Sutured and stapled wound present over back, left sacral area extending lower down upto medial side of natal cleft of length 14cm with 15 staples and 10 sutures present in situ. on opening sutures and staples, muscle sutured in layers, lacerated wound of size 14cm x 5.5cm x muscle deep, margins irregular, red.
- ⑥ Abrasion present over left buttocks, 1cm below injury no. ⑤ of size 4cm x 3cm, red.

[Signature]

[Dr. S.S. Dase]

Resident Doctor
Dept. Of Forensic Medicine
Dr.S.C.Govt. Medical College.
Vishnupuri, Nanded-431606

[Signature]

[Dr. R.S. More]

Resident Doctor
Dept. Of Forensic Medicine
Dr.S.C.Govt. Medical College.
Vishnupuri, Nanded-431606

III. Internal Examination—

19. Head—

(i) Injuries under the scalp, their nature.

underscap Contusion present over left fronto parieto temporal area
Haemorrhage present in left temporalis muscle.

(ii) Skull— Vault and base— describe fractures, their sites, dimensions, directions, etc.

- Intact, no fracture.

(iii) Brain— The appearance of its coverings, size, weight and general condition of the organ itself and any abnormality found in its examination to be carefully noted (weight M. 3 grams F. 2.75 grams).

- Meninges - Intact
Brain - Intact, pale.

20. Thorax—

(a) Walls, ribs, cartilages

① 2nd to 6th rib Fractured on left side, anteriorly, in midclavicular line, fracture margins irregular, infiltrated with blood, haemorrhage present in surrounding muscle.
② 2nd and 3rd rib Fractured on right side, anteriorly, in midclavicular line, fracture margins irregular, infiltrated with blood, haemorrhage present in surrounding muscles.

(b) Pleura

about 500 ml serosanguinous fluid present in each pleural cavity

(c) Larynx, Trachea and Bronchi.

- Intact, lined with reddish fluid.

(d) Right Lung

(e) Left Lung

Both lungs firm in consistency, pale
Contusion present over right lung on upper & mid lobe. contusion present over left lung on upper and lower lobe

(f) Pericardium

- Intact

(g) Heart with weight

(h) Large Vessels

Intact, blood and blood clots present. petechial haemorrhages present.

21. Abdomen—

Walls - Intact

Peritoneum

Cavity

Intact, about 1L serosanguinous fluid present

Buccal Cavity, teeth, tongue
and Pharynx.

- Intact, no foreign body

Oesophagus - Intact

Stomach and its contents

Intact, about 100 cc, brownish fluid material present, no abnormal smell perceived, mucosa - pale.

Small intestine and its contents.

Large intestine and its contents.

Intact, filled with feces and gases.

Liver (with weight) and gall bladder.

Intact, pale.

Pancreas and Suprarenals

Intact, pale

Spleen with weight

- Intact, pale

Kidneys with weight

- Intact, pale.

Bladder

- empty, haemorrhagic.

Organs of generations

- ^{Bliv.} Intact Left pubic bone fractured, margins irregular, infiltrated with blood.

Additional remarks with where possible, medical officer's deduction from the state of the contents of the stomach as to time of death and last meal.

- Nil

State which viscera (if any) have been retained for chemical examination and also quote the numbers on the bottles containing the same.


- Viscera not preserved.

22* *Spine and Spinal Cord—

Intact, not opened.

Opinion as to the cause
probable cause of death.

" Injury to pelvis with blunt trauma to
chest "



[Signature]

[Dr. S.S. Dase]
Resident Doctor
Dept. Of Forensic Medicine
Dr.S.C.Govt.Medical College.
Vishnupuri, Nanded-431606

[Signature]

[Dr. R.S. More]
Resident Doctor
Dept. Of Forensic Medicine
Dr.S.C.Govt.Medical College
Vishnupuri, Nanded-431606

Dated 14/05/2023

(Signature)

*This Spinal Cord need not be examined unless there are any indications of disease. Strychnia poisoning or injury.
Note— The report must be written and signed immediately after the examination. Medical Officers will at once despatch
a duplicate copy to the Civil Surgeon of their district for record in his office.
... should be taken not to cut the viscera before they have been inspected in situ.

MLPM, No. 461/2023 Date-14/05/2023

Place Dispensary Dr. S.C.G.M.C., Nanded
Civil Hospital

Forwarded to the Police Sub-Inspector, police station - Nanded Gramin.
for information with reference to his No. MLC/82/RD/2023 of 13/05/2023

✓ Viscera has been preserved. It may please be stated *Immediately* whether examination by the Chemical Analyser is necessary or it is to be destroyed.

[Signature]

[Dr. S. S. Dase]

Resident Doctor
Dept. Of Forensic Medicine
Dr.S.C.Govt.Medical College.
Vishnupuri, Nanded-431606

[Signature]

[Dr. R. S. More]

Resident Doctor
Dept. Of Forensic Medicine
Dr.S.C.Govt.Medical College Officer
Vishnupuri, Nanded-431606

Copy forwarded with compliments to the Civil Surgeon.

for information.

M. M. S. Officer



Seen and examined by the Civil Surgeon.

20

on

Remarks of the Civil Surgeon.


(if any)



[Signature]
कपील सु. आगलावे
पोलीस उपनिरीक्षक
पो.स्टे.अर्धापूर जि.नांदेड

Civil Surgeon

G.P.A.-(Y)-176-(20,000 Sets)-03-2021.
G. P. G. D. No. 733/33, dated 16-6-41 and
G. R. H. and G. D. No. 733/33, dated 11-12-47.
vide Surgeon General with the Govt. of Maharashtra, Bombay
Letter No. FRM/1462/19357/1, dated 4-7-62.]



C. M. 67 e.

MLPM no. 468/2023

Date: 15/05/2023

Dispensary
Hospital

Memorandum of a Post-mortem examination held at Dr. SCQMC, Nanded.

On the dead body of Santosh Bhagvanrao of Village Paardi (Makta)
Markunde. City

Taluka Ardhapur. District Nanded. by [Dr. R. S. More]
[Dr. Y. S. Purkayastha]

I. General Particulars—

1. (a) By whom was the corpse sent? ASI G. N. Gite, P.S. Nanded Gramin.
- (b) Name of place from which sent. } Dr. SCQMC, Nanded.
- (c) Distance of place from which sent. }
2. By whom was the corpse brought? } PC S. G. Garad, B. No. 1684, P.S. Nanded Gramin.
3. By whom identified? }
4. The date, hour and minute of its receipt. 15/05/2023 at 13:30 PM
- (a) The date, hour and minute of beginning post-mortem examination. On 15/05/2023 at 02:05 PM
- (b) The date, hour and minute of ending post-mortem examination. On 15/05/2023 at 03:05 PM
5. Substance of accompanying Report from Police Officer or Magistrate, together with the date of death if known. Supposed cause of death or reason, for examination. As per Police inquest and requisition letter, history of road traffic accident on 12/05/2023 at 8:00 to 8:30 hours. Deceased along with Shaikh saheb Ali Akbar Soni was travelling on motorcycle MH-26-CE9667, near Choramba to Paardi road at Hirkani Ropvatika, truck no. MH-37-B-1496 collided with deceased motorcycle from backside.

6. If not examined at Dispensary or Hospital—

(a) Name of place where examined.

(b) Distance from Dispensary or Hospital—

(c) Reason why the body was not sent to the Dispensary or Hospital—

Not applicable.

II. External Examination—

7. Sex, apparent age, race or caste.

Male, 35 years.

Description of clothes and of ornaments on the body.

Body covered by one red coloured blanket. Lumbar belt around waist, chest leads, adult diaper, black thread present in right ankle.

8. Condition of the clothes—whether wet with water, stained with blood or soiled with vomit or foecal matter.

Dry and intact.

clothes handed over to the Police Constable on duty.

9. Special marks on the skin such as scars, tattooing etc., any malformations peculiarities, or other marks of identification. State of the teeth.

Identified body.
Intact, 16/16.

In newly born infants, the length and (if possible) the weight of the body to be recorded together with the state of the hair, nails and umbilical cord, its length, whether placenta is attached or not, if present, its size and condition.

Not applicable.

10. **Condition of body**— whether well-nourished, thin or emaciated, warm or cold.

obese, cold.

11. **Rigor Mortis**— Well Marked, slight or absent; whether present in the whole body or part only.

Well marked in jaw and neck, slightly present in upper limb and lower limb.

12. Extent and signs of decomposition, presence post-mortem lividity of buttocks, loins, back and thighs or any other part. Whether bullae present and the nature of their contained fluid. Condition of the cuticle.

No sign of decomposition
Postmortem lividity present over posterior aspect of body, except pressure areas, not fixed.

13. **Features**— Whether natural or swollen, state of eyes, position of tongue: nature of fluid (if any) oozing from mouth, nostrils or ears.

Facial features :- Natural,
Eyes - closed.
Mouth :- closed.
Yellowish fluid oozing out from mouth.
Yellowish thick fluid oozing out from nostrils.
No fluid oozing out from ears.
Pupils - fixed and dilated.
Tongue - Inside mouth.

14. **Condition of skin**— Marks of blood etc. In suspected drowning the presence or absence of cutis anserina to be noted.

Dry and pale.

15. Injuries to external genitals.
Indication of purging.

No injuries.
No purging.

16. Position of limbs—
Especially of arms and of
fingers in suspected
drowning the presence or
absence of sand or earth
within the nails or on the
skin of hands and feet.

↓
Straight

17. Surface wounds and
injuries—Their nature, posi-
tion, dimensions (measured)
and direction to be
accurately stated—their
probable age and causes
to be noted.

If bruises be present what
is the condition of the
subcutaneous tissues?

(N.B.—When injuries are
numerous and cannot be
mentioned within the space
available they should be
mentioned on a separate
paper which should be
signed).

18. Other injuries discovered by
external examination or
palpation as fractures etc.

↓
No fracture.

(a) Can You say definitely
that the injuries shown
against serial Nos. 17
and 18 are ante mortem
injuries?

1] Abrasion present over left frontal area,
above left eyebrow, of size 4.5cm x 4cm, b

2] Sutured wound present above right eyebr
in middle part, of length 2cm, 2 sutures
insitu.

3] Abrasion present over right forehead, 3 cm
right eyebrow, of size 2.5cm x 2.5cm, brown
in colour.

4] Graze abrasion present over left cheek, o
size 8cm x 5.5cm, brown in colour, directed
downward.

5] Graze abrasion present over left arm in
antero-medial aspect in upper part of siz
9cm x 6.5cm, brown in colour, directed m
downward.

6] Graze abrasion present over left arm in pa
medial aspect in upper part, of size 8.5cm
2.5cm, directed downward, brown in colour

7] Laceration wound present on left elbow in
postero-lateral aspect, of size 1.5cm x 0.5cm
muscle deep, surrounded by abrasion of si
8.5cm x 3.5cm, brown in colour, directed dow
Laceration wound margins irregular and inf
with blood.

8] Graze abrasion present over right forearm
on extensor aspect in midpart, of size 8cm
brown in colour, directed downward.

9] Abrasion present over dorsal aspect of
hand of size 4.5 x 2cm, brown in colour.

10] Multiple abrasions present over dorsal a
of left hand of size varying from 0.5cm
to 1cm x 0.5cm, black scab present.

11] Graze abrasion present over right side
abdomen in an area of size 37cm x 27cm
brown in colour, directed downward.

12] Contusion present over back in lower p
in mid portion of size 6cm x 3cm.

13] Graze abrasion present over back on left
side laterally placed of size 16cm x 5cm,
directed downward, brown in colour.

14] Graze abrasion present over back on rig
side laterally placed, of size 18cm x 6cm,
directed downward, brown in colour.

15] Abrasion present over left knee of size
0.5cm x 0.5cm, brown in colour.

16] Sutured wound present over left calcane
of length 5cm, 4 black sutures present

17] Therapeutic central line intravenous inj
mark present over right inguinal region,

↓ Yes, antemortem.

III. Internal Examination—

19. Head—

(i) Injuries under the scalp. their nature.

Contusion present over left fronto-parietal area of 8cm x 6cm, brown in colour. Contusion present over right parieto-temporal area, of size 6cm x 4cm, brown in colour.

(ii) Skull—Vault and base—describe fractures, their sites, dimensions, directions, etc.

Intact, no fracture.

(iii) Brain—The appearance of its coverings, size, weight and general condition of the organ itself and any abnormality found in its examination to be carefully noted (weight M. 3 grams F. 2.75 grams).

Meninges intact, congested.

Patchy Subarachnoid haemorrhage present over frontal-parietal-temporal region. Pinpoint haemorrhage present in the parenchyma of right parietal lobe, left cerebral hemisphere suggestive of diffuse axonal injury. Brain congested, oedematous.

20. Thorax—

(a) Walls, ribs, cartilages

Intact, no fracture.

(b) Pleura

Intact, no free fluid.

(c) Larynx, Trachea and Bronchi.

Intact, no foreign body present.

(d) Right Lung

Petechial haemorrhage present over lung surface. On cut section, soft to firm in consistency.

(e) Left Lung

Lungs oedematous.

(f) Pericardium

Intact.

(g) Heart with weight

Intact, blood and blood clots present.

(h) Large Vessels

Blood and blood clots present.

(i) Additional remarks.

Nil.

21. Abdomen—

- Walls Intact.
- Peritonéum Intact.
- Cavity No free fluid.
- Bucal Cavity, teeth, tongue and Pharynx. Intact, no foreign body present.
- Oesophagus Intact.
- Stomach and its contents About 10 cc yellowish coloured fluid present. Medicinal smell perceived, mucosa intact, pale.
- Small intestine and its contents. } Intact, loaded with faeces and gases.
- Large intestine and its contents. }
- Liver (with weight) and gall bladder. Fatty infiltration of liver present. Contusion present of right lobe over inferior surface.
- Pancreas and Suprarenals Firm in consistency and haemorrhagic.
- Spleen with weight spleen enlarged, pale.
- Kidneys with weight Both kidneys enlarged, pale.
- Bladder Intact, empty.
- Organs of generations Intact.

Additional remarks with where possible, medical officer's deduction from the state of the contents of the stomach as to time of death and last meal.

Not commentable.

State which viscera (if any) have been retained for chemical examination and also quote the numbers on the bottles containing the same.

Viscera not preserved.

*Spine and Spinal Cord

Intact, not opened.

Opinion as to the cause
probable cause of death.

"Head injury with blunt trauma to abdomen"

Y. S. Purekar

[Dr. Y. S. Purekar]
Resident Doctor
Dept. Of Forensic Medicine
Dr.S.C.Govt.Medical College.
Vishnupuri,Nanded-431606


R. S. More

[Dr. R. S. More]
Resident Doctor
Dept. Of Forensic Medicine
Dr.S.C.Govt.Medical College.
Vishnupuri,Nanded-431606

Dated 15/05/2023, 20

(Signature)

*This Spinal Cord need not be examined unless there are any indications of disease, Strychnia poisoning or injury.
Note— The report must be written and signed immediately after the examination. Medical Officers will at once despatch a duplicate copy to the Civil Surgeon of their district for record in his office.
Great care should be taken not to cut the viscera before they have been inspected in situ.



MLPM No. 486/2023

15/05/2023

Dispensary
Place Dr. SCMC, Nanded. 20
Civil Hospital

Forwarded to the Police Sub-Inspector Nanded Gamin.

for information with reference to his No. MLC 83/RD/2023 of 15/05/2023

X 2. Viscera has been preserved. It may please be stated *Immediately* whether examination by the Chemical Analyser is necessary or it is to be destroyed.



[Dr. Y. S. Pursekar]

Resident Doctor
Dept. Of Forensic Medicine
Dr.S.C.Govt.Medical College.
Vishnupuri, Nanded-431608



[Dr. R. S. More]

Resident Doctor
Civil Surgeon's M.S. Officer
Dept. Of Forensic Medicine
Dr.S.C.Govt.Medical College.
Vishnupuri, Nanded-431608

Copy forwarded with compliments to the Civil Surgeon.

for information.



M. M. S. Officer

Seen and examined by the Civil Surgeon.

on

20

Remarks of the Civil Surgeon.

(if any)



कपील सु. आगलावे
पोलीस उपनिरीक्षक
पो. स्टे. अर्धापूर जि. नांदेड

Civil Surgeon