

FORM COMP AA
(sec Rules 253 (c), 254 (c) (iii), 254 (80 255 (1) (iv))
REPORT ABOUT THE MOTOR VEHICLES ACCIDENTS

1	Name of the Police Station	Mudkhed Dist.Nanded
2	CR.NO./TAR No./SDE No.	59/2023 U/S 279,338, 304 (a) of I.p.c.
3	Date, Time and Place of the accident.	30/03/2023 at 11.30 hrs Nanded to Mudkhed road near Mugat Tq. Mudkhed dist. Nanded.
4	Name of the Injured / Deceased	1) Vidhya Sandesh Hatkar age 10 years r/o Ijali Tq. Mudkhed dist. Nanded 2)Galiappa Kalyan Bhoi age 40 year 3) Vaijal Kalyan Bhoi age 1 year r/o Gevrai dist Beed 4) Jyoti Ramesh Bhoi age 32 year r/o Pavansutnagar Mehakar dist. Buldhana 5) Pundluk Baliram Kolhatkar age 70 year r/o Malsawargaon tq. Bhokar dist. Nanded
5	Name of Hospital to Which he/she was removed	Govt. .Hospital Nanded, Mudkhed
6	Number of vehicles and type of the vehicle	MH 24 AB 7059 Truck
7	Name and address of the Driver of the vehicle with particulars or Driving License of the said Driver and the address of the Issuing Authority of the said Driving License. The number of Badge in case of Public Service Vehicle and the address of the Issuing Authority of the said Badge.	Navnath Dattatrya Ghakar age 40 years r/o Ekurla Tq.Udgir dist. Latur MH 24 20090019550 RTO Latur
8	Name and Address of the Owner of the vehicle as it stands on the date of the accident.	Suryakant Dhulppa Muchamble age 44 years r/o Bidar road Udgir Tq.Udgir dist. Latur
9	Name and address of the insurance Company with whom the vehicle was insured and the Divisional office of the said insurance Company.	HDFC ERGO General insurance comp.ltd.
10	Number of Insurance Policy/ Insurance Certificate and the date of Validity of the insurance Policy/ Insurance Certificate.	2315204931009200000 28/09/2023
11	Action taken if any and the result there of	An offence has been registered against the accused. After completion of investigation Charge-sheet has been submitted.

Inspector of Police
Police Station Mudkhed
Dist. Nanded (M.S)

FIRST INFORMATION REPORT

(Under Section 154 Cr.P.C.)

प्रथम खबर अहवाल
(कलम १५४ फौजदारी प्रक्रिया संहिता)

1. District (जिल्हा): नांदेड

P.S.(ठाणे): मुदखेड

Year (वर्ष): 2023

FIR No.(प्रथम खबर क्र.): 0059

Date and Time of FIR (प्र. ख. दिनांक आणि वेळ): 31/03/2023 05:03 बजे

S.No. (अ.क्र.)	Acts (अधिनियम)	Sections (कलम)
1	भारतीय दंड संहिता १८६०	२७९
2	भारतीय दंड संहिता १८६०	३३७
3	भारतीय दंड संहिता १८६०	३३८
4	भारतीय दंड संहिता १८६०	304-A
5	भारतीय दंड संहिता १८६०	४२७

3. (a) Occurrence of offence (गुन्ह्याची घटना):

1. Day(दिवस): गुरुवार

Date From (दिनांक पासून): 30/03/2023

Time Period (कालावधी): पहर 4

Date To (दिनांक पर्यंत): 30/03/2023

Time From (वेळेपासून): 10:00 बजे

Time To (वेळेपर्यंत): 10:00 बजे

(b) Information received at P.S. (माहिती मिळालेले पोलीस ठाणे):

Date (दिनांक): 31/03/2023

Time (वेळ): 01:00 बजे

(c) General Diary Reference (रोजनामचा संदर्भ)

Entry No. (नोंद क्र.): 006

Date & Time (दिनांक आणि वेळ): 31/03/2023 04:54 बजे

4. Type of Information (माहितीचा प्रकार): लेखी

5. Place of Occurrence (घटनास्थळ):

1.(a) Direction and distance from P.S.(पोलीस ठाण्यापासून दिशा व अंतर): पश्चिम, 9 किमी

Beat No. (बिट क्र.):

(b) Address (पत्ता): ईसार पेट्रोलपंपाजवळ मुदखेड, मुदखेड

(c) In case, outside the limit of this Police Station, then (या पोलीस ठाण्याच्या हद्दीबाहेर असल्यास):

Name of P.S.(पोलीस ठाण्याचे नाव):

District(State) (जिल्हा(राज्य)):

6. Complainant / Informant (तक्रारदार/माहिती देणारा):

- (a) Name (नाव): संदेश काशीनाथ हाटकर
 (b) Father's/Husband's Name (वडील / पती चे नाव):
 (c) Date/Year of Birth (जन्म तारीख/वर्ष): 1988 (d) Nationality (राष्ट्रीयत्व): भारत
 (e) UID No. (यु.आय.डी. क्र.):
 (f) Passport No. (पारपत्र क्र.): Date of Issue (दिल्याची तारीख):
 Place of Issue (दिल्याचे ठिकाण):

(g) Id details (Ration Card, Voter ID Card, Passport, UID No., Driving License, PAN) ओळखपत्र विवरण (राशन कार्ड, मतदाता कार्ड, पासपोर्ट, यूआईडी सं., ड्राइविंग लाइसेंस, पॅन कार्ड)

S.No.(अ. क्र.)	Id Type (ओळखपत्राचा प्रकार)	Id Number (ओळखपत्राचा क्रमांक)
1		

(h) Address (पत्ता):

S.No.(अ. क्र.)	Address Type (पत्त्याचा प्रकार)	Address (पत्ता)
1	वर्तमान पता	ईजळी वरची, मुदखेड, मुदखेड, नांदेड, महाराष्ट्र, भारत
2	स्थायी पता	ईजळी वरची, मुदखेड, मुदखेड, नांदेड, महाराष्ट्र, भारत

(i) Occupation (व्यवसाय):

(j) Phone number (फोन नं.):

Mobile (मोबाइल नं.):

7. Details of known/suspected/unknown accused with full particulars (माहीत असलेल्या /संशयित/अनोळखी आरोपीचा संपूर्ण पत्ता):

S.No. (अ.क्र.)	Name (नाव)	Alias (उर्फनाव)	Relative's Name (नातेवाईकाचे नाव)	Present Address (वर्तमान पता)
1	टूक क्रमांक MH-24 AB 7059			1. माहित नाही, मुदखेड, नांदेड, महाराष्ट्र, भारत

8. Reasons for delay in reporting by the complainant/informant (तक्रारदार/माहिती देणा-याकडून तक्रार करण्यातील विलंबाची कारणे):

9. Particulars of properties of interest (संबंधीत मालमत्तेचा तपशील):

S.No. (अ.क्र.)	Property Category (मालमत्ता वर्ग)	Property Type (मालमत्ता प्रकार)	Description (वर्णन)	Value(In Rs/-) (मुल्य (रु. मध्ये))
----------------	-----------------------------------	---------------------------------	---------------------	------------------------------------

10 Total value of property (In Rs/-)-(चोरीस गेलेल्या मालमत्तेचे एकूण मुल्य (रु. मध्ये)):

11 Inquest Report / U.D. case No., if any (इन्क्वेस्ट अहवाल/ अकस्मात मृत्यू प्रकरण क्र., जर असल्यास):

S.No. (अ. क्र.)	UIDB Number (यु.आय.डी. बी.क्र.)
-----------------	---------------------------------

12 First Information contents (प्रथम खबर हकीकत):

जबाब दि.31/03/2023मी संदेश काशीनाथ हाटकर वय 35 वर्षे व्य. मजुरी रा.ईजळी(वरची)ता. मुदखेड जि.नांदेड मो. क्र.9359468562. समक्ष पोलीस स्टेशन मुदखेड येथे हजर येवुन तक्रारी जबाब घेण्यास सांगतो की, मी वरील ठिकाणचा राहणारा असुन मलाअक मुलगी व एस मुलगा असुन मी लागेल ते मजुरी करतोत्यावर माझ्या कुटुंबाचा उदरनिर्वाह चालवितो. दि.30/03/2023 रोजी सकाळी 09.45 वा सुमारासे माझी पत्नी विद्या संदेश हाटकर वय 30 वर्षे व मुलगी सोनाक्षी संदेश हाटकर, आणि सोहन संदेश हाटकर असे मिळुन आमचे पाहण्याकडे वाढदिवसासाठी वसमत येथे जाण्यासाठी ईजळी स्टॉपहुन मुदखेडकडुन येणारा प्रवाशी ऑपे अँटो क्र. MH-26, टी 7697 मध्ये माझी पत्नी व मुलांना बसुन दिले सदर अँटोमध्ये मुदखेडहुन वाजेगावला जाणारे इतरही लोक होते. व मीघरी परत गेलो थोड्याच वेळात मला माझे चुलते पंजाब धर्माजी हाटकर यांचेकडुन कळाले की, मुदखेड ते वाजेगाव जाणारे रोडवर ईस्सार पेट्रोलपंपाजवळ मरेमाईच्या मंदिराचे जवळ

वळणावर अॅटो क्र. .MH-26,टी 7697 व ट्रक MH-24,AB-7059 चा अपघात झाला आहे.अशी माहिती मिळताच मीभाऊ मिलींद काशीनाथ हाटकर ,गावातील विकास राजु गायकवाड असे मिलींद माहितीचे ठिकाणी गेलोव पाहिले असता वर नमुद अॅटो व ट्रकचा अपघात झाला होता रोडवर अॅटोमधील बायामाणसे व ईतर लहण लेकरे पडलेले होते त्यात माझी पत्नी विद्या संदेश हाटकर हिच्या,डोक्यात ,कपाळावर,डाव्या हाताला गंभीर मार लागलेला होता.तसेच सोनाक्षी हिला कमरेत ,पाठीत डोक्याला गंभीर मार लागला होता. मुलगा सोहम याला डोक्याला पायाला,गंभीर मार लागुन पाय फंक्चर झाला तसेच सदर अॅटोमधील इतर प्रवाशी सुध्दा रोडवर पडलेले होते त्यापैखी दोन महिला एक म्हातारा व पायावर गंभीर मार लागुन 4) वजेल कल्याण भोई वय 01 वर्षे रा. गेवराई जि.बीड यांचे डोक्याला गंभीर मार लागुन मयत झाले होते.यांची नावे पायावर गंभीर मार लागुन 4) वजेल कल्याण भोई वय 01 वर्षे रा. गेवराई जि.बीड यांचे डोक्याला गंभीर मार लागुन मयत झाले होते.यांची नावे मला त्यांचे नातेवाईकांकडुन समजली.तसेच माझी पत्नी 1)विद्या हाटकर हिचेडोक्याला,कपाळावर पायाला गंभीर मार लागला व इसम नामे 4) डोक्याला पायाला गंभीर मार लागुन पाय फंक्चर झाला मुलगी 3)सोनाक्षी हिला कमरेला,पाठीत,डोक्याला गंभीर मार लागला व 2)सोहम याला टिपा महेश 5)पुजा 6)लक्ष्मी राजु 7)पल्लवी विजय रा. गुदखेड 8)शोभा माणिकराव भांगे रा. खांबाळा व 9)शेख मोहिद्दीन शेख जिमीसाब रा रहिमपुर नांदेड हे गंभीर जखमी झाले तसेच सदर अपघातामध्ये अॅटोचे अंदाजे एक लाख रुपयाचे नुकसान झाले असावे. सदर ठिकाणी जमलेल्या लोकांकडुन माहिती मिळाली की, अॅटो क्रमांक MH-26 T 7697 चा चालक अॅटो चालवित असताना वेळ अंदाजे 10.00 वाजण्याचे सुमारास मुदखेड ते वाजेगाव रोडवर इस्सार पेट्रोल पंपाजवळील मरेमाईच्या मंदीराजवळ रोडवर समोरुन एक ट्रक क्रमांक MH-24 AB 7059 च्या चालकाने त्याच्या ताब्यातील ट्रक हयगईने व निष्काळजीपणे भरधाव वेगात चालवुन अॅटोला समोरुन जोराची धडक दिल्याने सदरची घटना घडल्याची माहिती मिळाली.त्यानंतर माझी पत्नी व वर नमुद जखमींना 108 अॅम्बुलन्सने विष्णुपुरी नांदेड येथे घेऊन गेलो. त्यावेळी तेथे डॉक्टरांनी माझ्या पत्नीला तपासुन मयत घोषित केले त्यानंतर माझ्या पत्नीचे प्रेतावर पी.एम. झाल्यानंतर प्रेत पुढील अंत्यविधीकामी आमचे ताब्यात दिल्याने आम्ही पत्नीचे प्रेत गावी नेऊन आमचे सर्व नातेवाईक जमल्यानंतर अंत्यविधी केला.तरी दिनांक 30.03.2023 रोजी सकाळी 10.00 वाजण्याच्या सुमारास मुदखेड ते वाजेगाव जाणारे रोडवर इस्सार पेट्रोलपंपाजवळ मरेमाय मंदीराजवळीस रोडवर अॅटो क्रमांक MH-26 T 7697 चा चालक हा अॅटो चालवित असताना समोरुन ट्रक क्रमांक MH-24 AB 7059 च्या चालकाने त्याचे ताब्यातील ट्रक हयहई व निष्काळजीपणे चालवुन अॅटोला समोरुन जोराची धडक देऊन अॅटोमधील 1) पत्नी विद्या संदेश हाटकर हिचे डोक्यात कपाळाला डाव्या हाताला गंभीर मार लागुन तसेच 2) गालीअम्मा भ्र कल्याण भोई वय 40 वर्षे, व्यवसाय मजुरी रा.गेवराई जि.बीड हिचे डोक्याला व ईतर ठिकाणी गंभीर मार लागुन 3) ज्योती रमेश भोई वय 32 वर्षे व्यवसाय मजुरी हिचे डोक्याला चेह-याला तोंडाला गंभीर मार लागुन 4) पुडलिक बळीराम कोल्हाटकर वय 70 वर्षे व्य. मजुरी रा. माळसरगाव ता.भोकर यास उजवे चाळ्यावर,कपाळावर,खांद्यावर व पायावर गंभीर मार लागुन 5) वेजल कल्याण भोई वय 01 वर्षे रा. गेवराई जि.बीड यांचे डोक्याला गंभीर मार लागुन मयत झाला आणि माझा मुलगा 1)सोहम याला डोक्याला पायाला गंभीर मार लागुन मोडला 2) मुलगी सोनाक्षी हिला कमरेत पाठीत डोक्यात गंभीर मार लागला 3) टिपा महेश 4) पुजा 5) लक्ष्मी राजु 6) पल्लवी विजय रा. मुदखेड 7) शोभा माणिकराव भांगे रा. खांबाळा व 8) शेख मोहिद्दीन शेख जिमीसाब रा. रहिमपुर नांदेड हे गंभीर जखमी झाले असुन वरील इसमांचे मरणास व गंभीर दुखापतीस यातील ट्रक क्रमांक MH-24 AB 7059 चा चालक कारणीभूत झाला असुन त्याचे विरुध्द कायदेशीर कार्यवाही होणेस विनंती आहे.माझा जबाब माझे सांगणेप्रमाणे संगणकावर टाईप करण्यात आला त्याची प्रिन्ट काढल्यानंतर तो मला वाचुन दाखविला माझे सांगणे प्रमाणे बरोबर व खरा आहे.

13.Action Since the above information reveals commission of offence(s) u/s as mentioned at (केलेली कारवाई: बाब क्र. २ मध्ये नमूद केलेल्या कलमान्वये वरील अहवालावरुन अपराध घडल्याचे.)

or (किंवा)

(1) Registered the case and took up the investigation: (प्रकरण नोंदविले आणि तपासाचे काम हाती घेतले):

(2) Directed (Name of I.O.) (तपास अधिका-याचे नाव): MAHESH MURARILAL SHARMA

Rank (पद): I (Inspector)

No.(क्र.): POBN79448

to take up the Investigation (ला तपास करण्याचे अधिकार दिले) or (किंवा)

(3) Refused investigation due to (ज्या कारणामुळे तपास करण्यास नकार दिला):

or (ज्या कारणामुळे तपास करण्यास नकार दिला)

(4) Transferred to P.S.(गुन्हा दुसरीकडे पाठविला असल्यास त्या पोलीस ठाण्याचे नाव):

District (जिल्हा):

on point of jurisdiction (को क्षेत्राधिकार के कारण हस्तांतरित) .

F.I.R. read over to the complainant / informant, admitted to be correctly recorded and a copy given to the complainant / informant free of cost. (प्रथम खबर तक्रारदाराला/खबरीला वाचून दाखविली, बरोबर नोंदविली असल्याचे त्याने मान्य केले आणि तक्रारदाराला/खबरीला खबरीची प्रत मोफत दिली.)

R.O.A.C.(आर.ओ.ए.सी.)

14. Signature/Thumb impression of the complainant / informant. (तक्रारदाराची/खबर देणा-याची सही/अंगठा):

संदर्भ

15. Date and time of dispatch to the court (न्यायालयात पाठवल्याची तारीख व वेळ):

M. H. Sharma

Signature of Officer in charge, Police Station (तक्रारदाराची/खबर देणा-याची सही)

Name (नाव): MAHESH MURARILAL SHARMA

Rank (पद): Inspector

No. (सं.): POBN79448

६. गुन्ह्याचा हेतू — एवढाईने व निष्कादजीपणे अश्याक वेळात वारं चालून गुन्ह्याचा हेतू कारणीभूत होणे.

७. चोरीच्या अंतर्भूत मालमत्तेचा तपशिल —

८. घटनेच्या जागेचे वर्णन — आम्ही पो. नि. अंमत्रे यांनी जमूळ पंचांना मुंगट शिवारातील मुदयेड ते मुंगट जागारे शेडवरील इश्याक पेशेत पंपाजवळील शेडवर वळणाव ओलावून कळविले की, पो. र्हे. मुदयेड येथे वृत्त ५६/२०२३ कलम २७३, ३३५, ३३६ ३०४(अ), ५२७ आदनि प्रमाणे वृद्धा दायल असून वृद्ध्याची शेडव्यात एकीडन सांगून वृद्ध्यातिले जमूळ घटनास्थळाचा पंचनामा उरणे असून त्यांनी पंच म्हणून मदत करण्यास तयार झाल्याने पंचायतस घटनास्थळाचा दिल्या परिक्षितीप्रमाणे घटनास्थळाचा दिल्या परिक्षितीप्रमाणे घटनास्थळ पंचनामा ठेला तो पुढीलप्रमाणे.

अदर घटनास्थळी वृद्ध्यातील फिर्दादी नामे अंदेश काशीनाथ हाकर वय ३५ वर्षे व्यवसाय मजुरी, रा. ईजकी ता. मुदयेड हे अदर असून आम्ही पंचांना त्यांची ओळख करून देऊन ते वृद्ध्यातील फिर्दादी असल्याचे सांगितले त्यांनी एकीकड सांगितली की,

दिनांक ३०/०३/२०२३ रोजी सकाळी ०५.५५ वा च्या सुमारास माझी पत्नी नामे विद्या अंदेश हाकर वय ३० वर्षे, व मुलगी सोनासी आणि मुलगा अंदेश असे तिहून जागेचे पाहण्याकडे वाढदिवसासाठी वसमत येथे जाण्यासाठी ईजकी हापरून मुदयेडहुडून येणारा प्रवासी झेपे झेपे क्रमांक ११५-२६८ १६७८ मध्ये पत्नी व मुलगा वसवून दिले. अदर झेपे हातरही लोक होते. मी घरी परत येण्यावेळार मला माझे मुले पंजाब हाकर यांचेहुडून कळले की मुंगट शिवारात इश्याक पेशेत पंपाजवळ झेपे व इक्या अपघात झाला असा त्यात माझा पत्नीमा व मुलांना मार लागला आहे अशी माहिती मिळताच मी व आप्ताने मित्राव साथठेवड व भाडु मिलाद हाकर असे नगूद मिळानी जेणे न पाहि अयता मरेमाईचे मंदीराजव वळणावर झेपेनात झाला होता. शेडवर झेपेमधील बापा. प्राणवे, लहान लेडर पडलेले होते त्यात माझी पत्नी विद्या अंदेश हाकर हिचे डोक्या कपाकला, डोक्या हाताला मंजरि मार लागलेला होता, मुलगी सोनासी हिला कपरेला पावीत, पोटात मार लागलेला होता, मुलगा अंदेश याचे डोक्याला पाभाला मार लागला होता. त्यांचा पात्र फ्रॅक्चर झालेला हे दिसला. तसेच झेपेमधील हातर प्रवाशी सुध्या शेडवर पडलेले होते. त्यांमकी दोन माहिती, एड म्हातारा व एड लहान मुल जागेवस्य मयात झाले होते. तेथे त्यांचे नावेवईकही होते. त्यांमकर १०८ इम्बुमव्य काल्यावेळार मी माझी पत्नी व मुले तसेच हातर जयपी योना

अनुक्रमाने सरकारी दफ्तारा निष्पुत्री येथे नेले. तेथील डॉक्टरीनी माझी पत्नी निधा होला तपासून प्रगत घोषिते होले. आ माझी पत्नी निधा व हाट हातांचे प्रगाय व गैरि इजापतीव थाळिले इक कुमांक मम-24 AB 7059 चा चालक कारणीभूत शाला असून ज्या रिहाणी प्रपत्रात प्रसला ते ठिकाण हेच आहे म्हणून घटनास्थळ दाखविले.

सदरचे घटनास्थळ पाहता ते मुदचेड न मुंजर जागारे पूर्व-पश्चिम सार्वजनिक रोडवर इस्लाम पेड्रोम पेपाचे झालिकडील रुक्माजी रामा हाटकर यांचे शेताजवळील सार्वजनिक रोडवर (वडगावर) असून सदरचा रोड हा प्रमाणे 30 फुट रुंदीचा डॉक्टरी असून रोडचे उत्तरेक घटनास्थळापासून रूंदीने 20 फुट अंतरावर रोडचे बाजूला भवेमाईचे मंदिर दिसत आहे. तसेच त्याचे झालिकडे निष्पुत्री डी.पी. दिवत आहे.

सदर घटनास्थळाची जाग्ही पंच व पोलीसानी वारकाईने पाहणी होली प्रसला घटनास्थळावर प्रपत्राप्रसत झेथेचे काचा फुटलेले दिसत असून वाहनाचे पार्ट फुटलेले पडलेले दिवत आहेत. रोडवर काईलचे काळे डाग दिवत असून प्रगत इरुम तलेन जचणी इरुमांचे रंगाचे वाकलेले डाग रिडिडिणी दिवत आहेत. तसेच झेथेपकीम प्रकडोन्ना चपला दिवत आहेत. प्रपत्राप्रसत झेथे कुमांक मम-26T 7697 हा सुवसेनामी रोडचे बाजूला असून सदर झेथेचा सगोरील काचा, तसेच सगोरील व बाजूचा जाग पूर्णपणे दवलेला दिवत आहे. झेथेचे रूंदीने एक लाख रुचे मुकलान झाल्याचे दिवत येते. सदर घटनास्थळ हे रहदारीचे ठिकाण असल्याने घटनास्थळावरून ब्रून्धाशी संबंधित काही एउ चीजिक्कू मिळून न आल्याने घटनास्थळावरून काही एक प्रपत्र करमात झाले नाही. सदर घटनास्थळाची नमुनीमा पाहता.

पूर्वेक - मुदचेडकडे जागारा रोड

पश्चिमेक - मुंजर, नंदेडकडे जागारा रोड

दक्षिणेक - पंडित गोपाजी हाटकर यांचे शेता

उत्तरेक - रुक्माजी रामा हाटकर यांचे शेता व लापुडे मरीतईने मंदिर दिवत आहे.

सदर घटनास्थळाचे मोबाईल व्हाट कोडे प्रेवत्रात झाले असून लॅडीपुड 13-158063 न लॅडीपुड 77-449839 बसा आहे.

येथे प्रपत्राचे घटनास्थळाचा पंचनामा जाग्ही पंचायतप्रसत दिवल्या पारिस्त्रिप्रदाने होला. जाग्ही पंच सुकवातीपासून ते शेवटपर्यंत हाट होला. पंचनामा पंचाग नानून दाखवून ते सरा असल्यानी घात्री उ 69 लानर कड्या घेव्यात झाला.

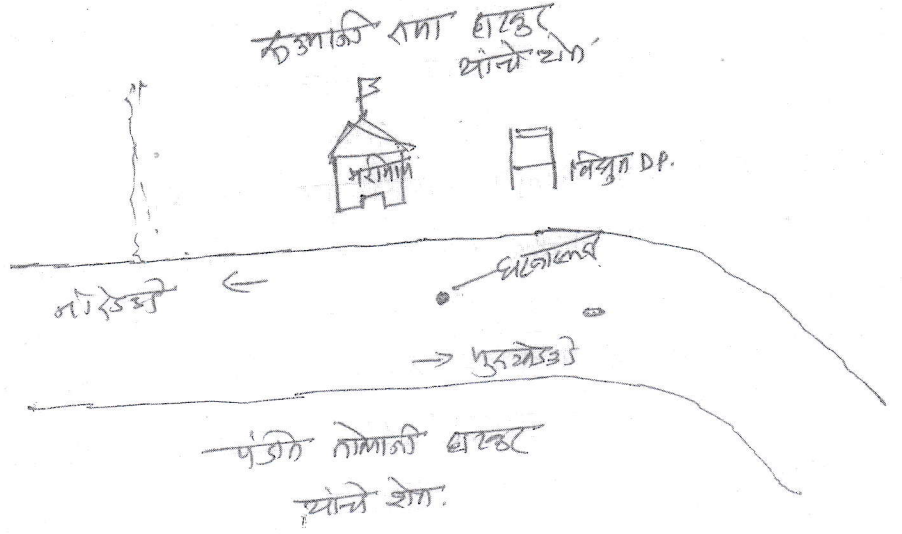
(४)

मीजे-

९. घटनास्थळाचा नकाशा

उत्तर

पश्चिम



दक्षिण

१०. तपासकामी प्रत्यक्ष पुरावा म्हणून घटनास्थळावरून जप्त केलेल्या/मिळालेल्या मालमत्तेचे वर्णन

११. घटनास्थळ पंचनाम्याची दिनांक 31/03/2023 वेळ ०९:०० ते १०:१० वार

१२. पंचाची नावे व पत्ता

पंचांच्या सहया

१. ऋषिकेश अभिराव पारवेकर वय ३० वर्ष, जावराज व्यापार,

रा. प्रसन्नगल्ली गुदचेड मो.क्र. ९९९९३२३२९८

२. रवि चंद्रराव झोडणे, वय २५ वर्ष, जावराज मजरी

रा. भडगाळी गुदचेड मो.क्र. ९९९९४००४२२

दिनांक :-

तपासक अमंलदाराची सही

नाव अशोक ए. अनंते

हद्द पोलीस निरीक्षक पो.स्ते. मुदचेड

Date - 30/03/2023

Memorandum of a Post-mortem examination held at Dr. SCGMC, Nanded.

Dispensary
HospitalOn the dead body of
Vidya Sandesh Hatkar.Village
of Ijali.
City

Taluka Mudkhed

District Nanded.

by [Dr. G. B. Mishra]

[Dr. N. V. Mandle]

I. General Particulars—

1. (a) By whom was the corpse sent? ASI M. K. Gotamwad, P.S. Nanded Gramin.

(b) Name of place from which sent.

} Dr. SCGMC, Nanded.

(c) Distance of place from which sent.

2. By whom was the corpse brought?

} ASI M. K. Gotamwad, PS - Nanded Gramin.

3. By whom identified?

4. The date, hour and minute of its receipt.

30/03/2023 at 15:00 hours.

(a) The date, hour and minute of beginning post-mortem examination.

30/03/2023 at 03:10 PM

(b) The date, hour and minute of ending post-mortem examination.

30/03/2023 at 04:10 PM

5. Substance of accompanying Report from Police Officer or Magistrate, together with the date of death if known. Supposed cause of death or reason, for examination.

AS per police inquest and requisition letter, history of road traffic accident on 30/03/2023 at 09:30 hours. For treatment purpose brought at Dr. SCGMC Vishnupuri, Nanded. After examination by doctor on duty declared brought dead on 30/03/2023 at 11:32 hours.

Supposed cause of death - road traffic accident.

6. If not examined at Dispensary or Hospital—

- (a) Name of place where examined.
- (b) Distance from Dispensary or Hospital—
- (c) Reason why the body was not sent to the Dispensary or Hospital—

} Not applicable.
~~Dr. SC~~

II. External Examination—

7. Sex, apparent age, race or caste. Female, 35 years old.

Description of clothes and of ornaments on the body.

Blue colour saree, yellow blouse, brown par green scarf, blue waist thread beaded mala around neck, three yellow ba in each hand.

8. Condition of the clothes— whether wet with water, stained with blood or soiled with vomit or foecal matter.

Dry, intact, handed over to police constable on duty.

9. Special marks on the skin such as scars, tattooing etc., any malformations peculiarities, or other marks of identification. State of the teeth.

Body identified by police constable on duty. Teeth - intact, 16/16.

In newly born infants, the length and (if possible) the weight of the body to be recorded together with the state of the hair, nails and umbilical cord, its length, whether placenta is attached or not, if present, its size and condition.

} Not applicable.

Condition of body— whether well-nourished, thin or emaciated, warm or cold. Well nourished, cold.

11. **Rigor Mortis**— Well Marked. slight or absent; whether present in the whole body or part only. Slightly present in jaw, chest, upper limb absent in lower limbs.

12. Extent and signs of decomposition. presence post-mortem lividity of buttocks, loins, back and thighs or any other part. Whether bullae present and the nature of their contained fluid. Condition of the cuticle. No signs of decomposition. Postmortem lividity present over posterior aspect of body except pressure areas, not fixed.

13. **Features**— Whether natural or swollen, state of eyes, position of tongue; nature of fluid (if any) oozing from mouth, nostrils or ears. Facial feature - identifiable. Eye - closed, pupil - dilated. Mouth - partially open, Tongue - inside mouth. No oozing out from mouth, nostrils or ears.

14. **Condition of skin**— Marks of blood etc. In suspected drowning the presence or absence of cutis anserina to be noted. Dried blood stains present over forehead, face & over both palms.

15. Injuries to external genitals.
Indication of purging.

No injuries
No purging.

16. *Position of limbs*—
Especially of arms and of
fingers in suspected
drowning the presence or
absence of sand or earth
within the nails or on the
skin of hands and feet.

Straight.

17. *Surface wounds and
injuries*—Their nature, posi-
tion, dimensions (measured)
and direction to be
accurately stated—their
probable age and causes
to be noted.

If bruises be present what
is the condition of the
subcutaneous tissues?

(N.B.—When injuries are
numerous and cannot be
mentioned within the space
available they should be
mentioned on a separate
paper which should be
signed).

① Laceration present over right parietal region
of size 2cm x 1cm x bone deep, margins
irregular.

② Laceration present over right side of forehead
of size 1.5cm x 0.6cm x bone deep, margins
irregular.

③ Graze abrasion present over right knee on medial
aspect of size 3cm x 2cm, red, directed down-
ward.

④ Graze abrasion present over right hand on
dorsum aspect of size 2cm x 1cm, directed
downward, red.

18. Other injuries discovered by
external examination or
palpation as fractures etc.

① Left humerus shaft fracture at upper 1/3rd
of bone, margins irregular infiltrated with
blood.

(a) Can You say definitely
that the injuries shown
against serial Nos. 17
and 18 are ante mortem
injuries?

Yes, ante mortem!

III. Internal Examination—

19. Head—

- (i) Injuries under the scalp. their nature. Underscalp contusion present over right fronto-temporo-parietal region, red.
- (ii) **Skull**— Vault and base— describe fractures, their sites, dimensions, directions, etc. Intact, no fracture.
- (iii) **Brain**— The appearance of its coverings, size, weight and general condition of the organ itself and any abnormality found in its examination to be carefully noted (weight M. 3 grams F. 2.75 grams). Meninges— intact.
Diffuse subdural hemorrhage about 150 gram.
Diffuse subarachnoid hemorrhage present.
Brain:— small hemorrhagic contusion present over right frontal, both left & right temporal lobe & over basal surface of brain.

20. Thorax—

- (a) Walls, ribs, cartilages Intact, no fracture.
- (b) Pleura Intact, no free fluid.
- (c) Larynx, Trachea and Bronchi. Intact, no foreign body.
- (d) Right Lung } Intact, pale.
- (e) Left Lung }
- (f) Pericardium Intact
- (g) Heart with weight } Intact, blood & blood clots present.
- (h) Large Vessels }
- (i) Additional remarks. - None.

21. Abdomen—

Walls Intact.

Peritoneum } About 1.5 litre of blood present.
Cavity }

Buccal Cavity, teeth, tongue and Pharynx. Intact, no foreign body.

Oesophagus Intact.

Stomach and its contents About 50 cc fluid with food material present. No abnormal smell perceived, mucosa - pale.

Small intestine and its contents. } Intact, filled with gases & feces.
Large intestine and its contents. }

Liver (with weight) and gall bladder. Multiple laceration present over right lobe, blood clot adherent to margins. ^{anterolateral aspect}

Pancreas and Suprarenals Intact, pale

Spleen with weight Intact, pale.

Kidneys with weight Intact, pale.

Bladder Intact, empty.

Organs of generations Intact, non pregnant.

Additional remarks with where possible, medical officer's deduction from the state of the contents of the stomach as to time of death and last meal. Not commentable.

State which viscera (if any) have been retained for chemical examination and also quote the numbers on the bottles containing the same. Viscera not preserved.

*Spine and Spinal Cord— Intact, not opened.

Opinion as to the cause of probable cause of death. "Blunt trauma to abdomen with head injury."

N. Mandale
 [Dr. N. V. Mandale]
 Resident Doctor
 Dept. Of Forensic Medicine
 Dr.S.C.Govt.Medical College.
 Vishnupuri, Nanded-431606

G. B. Mishra
 [Dr. G. B. Mishra]
 Resident Doctor
 Dept. Of Forensic Medicine
 Dr.S.C.Govt.Medical College.
 Vishnupuri, Nanded-431606

Dated

30/03/2023

(Signature)

*This Spinal Cord need not be examined unless there are any indications of disease. Strychnia poisoning or injury.

Note— The report must be written and signed immediately after the examination. Medical Officers will at once despatch a duplicate copy to the Civil Surgeon of their district for record in his office.

Great care should be taken not to cut the viscera before they have been inspected in situ.

MLPM No. 303/23

30/03/2023

Dispensary
Place _____ Dr. SCGMC, Nanded. 20
Civil Hospital

Forwarded to the Police Sub-Inspector P.S. Nanded Gramin.

for information with reference to his No. FM/LC/2262/30-3-2023 of 30/03/2023.

X 2. Viscera has been preserved. It may please be stated *Immediately* whether examination by the Chemical Analyser is necessary or it is to be destroyed.

N. Mandley
[Dr. N.V. Mandley]
Resident Doctor
Dept. Of Forensic Medicine
Dr.S.C.Govt.Medical College.
Vishnupuri, Nanded-431606

Ca
[Dr. G. B. Mishra]
Civil Surgeon or M. M. S. Officer
Resident Doctor
Dept. Of Forensic Medicine
Dr.S.C.Govt.Medical College.
Vishnupuri, Nanded-431606

Copy forwarded with compliments to the Civil Surgeon.

for information.



M. M. S. Officer

Seen and examined by the Civil Surgeon.


20

Remarks of the Civil Surgeon.

(if any)

Civil Surgeon

(O-127)-9-2008-500000
G. D. No. 733/33 dated 16-7-62 and
H. and L. G. D. No. 733/33 dated 11-7-62
Surgeon General with the Govt. of Maharashtra, Bombay's
letter No. FRM/1462/19347/1, dated 1-7-62.



Memorandum of a post-mortem examination held at R.H. meidkhed Dispensary Hospital

of Pundlik Baliram on the dead body of Pundlik Baliram Village of maal sawargaem City

at Bhakar Taluka, District Wandod, by Dr. Kadam S.M.

I. General Particulars—

1. (a) By whom was the corpse sent? B.S. Gite ASI
- (b) Name of place from which sent. P.S. meidkhed
- (c) Distance of place from which sent. one km.
2. By whom was the corpse brought? P.C. munde 2366.
3. By whom identified? P.C. munde 2366.
4. The date, hour and minute of its receipt. 30.3.23 03:00 PM
 - (a) The date, hour and minute of beginning post-mortem examination. 30.3.23 05:15 PM
 - (b) The date, hour and minute of ending post-mortem examination. 30.3.23 06:00 PM
5. Substance of accompanying Report from Police Officer or Magistrate, together with the date of death if known. Supposed cause of death or reason, for examination.



Not examined at
Dispensary or Hospital—

- (a) Name of place where examined.
- (b) Distance from Dispensary or Hospital—
- (c) Reason why the body was not sent to the Dispensary or Hospital.

II. External Examination—

7. Sex, apparent age, race or caste.

male
70 years
Hindu

Description of clothes and of ornaments on the body.

8. **Condition of the clothes—**
Whether wet with water, stained with blood or soiled with vomit or foecal matter.

9. Special marks on the skin such as scars, tattooing etc., any malformations or peculiarities, or other marks of identification.
State of the teeth.

In newly born infants, the length and (if possible), the weight of the body to be recorded together with the state of the hair, nails and umbilical cord, its length, whether placenta is attached or not, if present, its size and condition.



10. **Condition of body**—
Whether well-nourished, thin or emaciated, warm or cold.

thin built

11. **Rigor Mortis**—Well-marked, slight or absent; whether present in the whole body or part only.

well marked

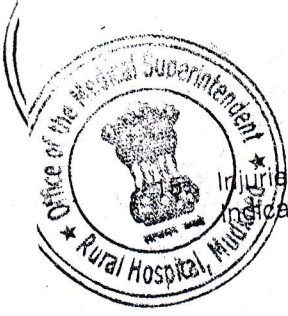
12. Extent and signs of decomposition, presence post-mortem lividity of buttocks, loins, back and thighs or any other part. Whether bullae present and the nature of their contained fluid. Condition of the cuticle.

no slow decomposition

13. **Features**—Whether natural or swollen, state of eyes, position of tongue: nature of fluid (if any) oozing from mouth, nostrils or ears.

normal

14. **Condition of skin**—Marks of blood etc. In suspected drowning the presence or absence of cutis anserina to be noted.



M.

Injuries to external genitals.
Indication of purging.

16. **Position of limbs**—
Especially of arms and
of fingers in suspected
drowning the presence or
absence of sand or earth
within the nails or on the
skin of hands and feet.

Extended

17. **Surface wounds and
injuries**—Their nature, posi-
tion, dimensions (measured)
and directions to be
accurately stated—their
probable age and causes
to be noted.

- 1) contusion over occipital area
of skull 3cm x 1cm
- 2) Abrasion (R) zygomatic area 3x2
- 3) Abrasion (R) size of face 1x1
- 4) Abrasion (R) pinna 1x1 cm²
- 5) Abrasion (R) clavicular area 2x2
- 6) Abrasion (R) size of chest 2x2
- 7) Abrasion (R) shoulder joint
- 8) Abrasion (R) knee of Antly.
- 9) Abrasion (L) knee of Antly.
- 10) CLW over (L) size of chest

If bruises be present what is
the condition of the
subcutaneous tissues?

9. (N.B.—(When injuries are
numerous and cannot be
mentioned within the space
available they should be
mentioned on a separate
paper which should be
signed).

- 10 Fracture of skull bone
occipital area.
- 11 multiple ribs fracture
from 2nd rib to 10th rib
mid clavicular line.
Yes Antemortem.

18. Other injuries discovered by
external examination or
palpation as fractures etc.

(a) Can you say definitely
that the injuries shown
against serial Nos. 17
and 18 are ante mortem
injuries?

li
le
w
re
st
ur
wh
atta
its



III. Internal Examination—

19. Head—

- (i) Injuries under the scalp, their nature.
- (ii) **Skull**—Vault and base—describe fractures, their sites, dimensions, directions, etc.
- (iii) **Brain**—The appearance of its coverings, size, weight and general condition of the organ itself and any abnormality found in its examination to be carefully noted (weight M. 3 grams F. 2.75 grams).

e/o contusion over occipital area
 e/o fracture of skull bone on occipital area
 e/o collection of 120 ml of brain in subdural area & pallor brain tissue.

20. Thorax—

- (a) Walls, ribs, cartilages
- (b) Pleura
- (c) Larynx, Trachea and Bronchi.
- (d) Right Lung
- (e) Left Lung
- (f) Pericardium
- (g) Heart with weight
- (h) Large vessels
- (i) Additional remarks.

e/o fracture of 2nd rib to 10th rib on L side in macular line
 collection of blood in underlying
 mmm
 pale
 pale.
 [Signature]



Peritoneum

Cavity

Buccal Cavity, teeth, tongue and Pharynx.

Esophagus

Stomach and its contents

Small intestine and its contents.

Large intestine and its contents.

Liver (with weight) and gall bladder.

Pancreas and Suprarenals

Spleen with weight

Kidneys with weight

Bladder

Organs of generations

Additional remarks with where possible, medical officer's deduction from the state of the contents of the stomach as to time of death and last meal.

State which viscera (if any) have been retained for chemical examination and also quote the numbers on the bottles containing the same.

the bottles containing una

/ m

empty, no abnormal smell present

/ m m m m

/ pale

/ pale

m m m

—

- NO -



III. Internal Examination—

19. Head—

(i) Injuries under the scalp, their nature.

no contusion over occipital area

(ii) **Skull**—Vault and base—describe fractures, their sites, dimensions, directions, etc.

no fracture of skull bone on occipital area

(iii) **Brain**—The appearance of its coverings, size, weight and general condition of the organ itself and any abnormality found in its examination to be carefully noted (weight M. 3 grams F. 2.75 grams).

no collection of 120 ml of blood in subdural area = pale brain tissue.

20. Thorax—

(a) Walls, ribs, cartilages

no fracture of 2nd rib to 10th rib on (L) side in mammillary line

(b) Pleura

collection of bwa in underlying pleura

(c) Larynx, Trachea and Bronchi.

normal

(d) Right Lung

pale

(e) Left Lung

pale.


(f) Pericardium

(g) Heart with weight

normal

(h) Large vessels

(i) Additional remarks.



Peritoneum

Cavity

Buccal Cavity, teeth, tongue and Pharynx.

Esophagus

Stomach and its contents

empty, no abnormal smell present

Small intestine and its contents.

/ normal

Large intestine and its contents.

Liver (with weight) and gall bladder.

/ pale

Pancreas and Suprarenals

Spleen with weight

Kidneys with weight

/ pale

Bladder

Organs of generations

normal

Additional remarks with where possible, medical officer's deduction from the state of the contents of the stomach as to time of death and last meal.

—

State which viscera (if any) have been retained for chemical examination and also quote the numbers on the bottles containing the same.

- NO -



9-2008-5,00,000 Bks./4 lvs.--PA4*
733/33, dated 16-6-41 and
No. 733/33, dated 11-12-47,
with the Govt. of Maharashtra, Bombay's
FRM/462/19357/1, dated 4-7-62.]

Dispensary
Hospital

Memorandum of a post-mortem examination held at R. H. muddhed
on the dead body of Galiamma w/o of Gersai
Kalyan City
Bhoj

Taluka Gersai, District Beed, by Dr. Kadam S.M.

I. General Particulars—

1. (a) By whom was the corpse sent? AAP/ kamal shinde
- (b) Name of place from which sent. p.s. muddhed.
- (c) Distance of place from which sent. 4-1/2 km.
2. By whom was the corpse brought? P.C. 3021 SWngatputhe.
3. By whom identified? P.C. 3021 SWngatputhe.
4. The date, hour and minute of its receipt. 30.3.23 at 03:00 p.m.
- (a) The date, hour and minute of beginning post-mortem examination. 30.3.23 at 03:45 p.m.
- (b) The date, hour and minute of ending post-mortem examination. 30.3.23 at 04:30 p.m.
5. Substance of accompanying Report from Police Officer or Magistrate, together with the date of death if known. Supposed cause of death or reason, for examination.

6. If not examined at Dispensary or Hospital—

- (a) Name of place where examined.
- (b) Distance from Dispensary or Hospital—
- (c) Reason why the body was not sent to the Dispensary or Hospital.

N.A.

II. External Examination—

7. Sex, apparent age, race or caste.

Female
40 yrs.
Hindu

Description of clothes and of ornaments on the body.

AB per police inquest

8. **Condition of the clothes—**
Whether wet with water, stained with blood or soiled with vomit or foecal matter.

9. Special marks on the skin such as scars, tattooing etc., any malformations peculiarities, or other marks of identification. State of the teeth.

In newly born infants, the length and (if possible), the weight of the body to be recorded together with the state of the hair, nails and umbilical cord, its length, whether placenta is attached or not, if present, its size and condition.



Condition of body—
Whether well-nourished, thin
or emaciated, warm or cold.

well nourished

11. **Rigar Mortis**—Well-marked,
slight or absent; whether
present in the whole body or
part only.

well marked

12. Extent and signs of decom-
position, presence post-
mortem lividity of buttocks,
loins, back and thighs or any
other part. Whether bullae
present and the nature of
their contained fluid.
Condition of the cuticle.

no s/o decomposition

13. **Features**—Whether natural
or swollen, state of eyes,
position of tongue: nature of
fluid (if any) oozing from
mouth, nostrils or ears.

normal

14. **Condition of skin**—Marks
of blood etc. In suspected
drowning the presence or
absence of cutes anserina
to be noted.

15. Injuries to external genitals.
Indication of purging.

NAD.

16. **Position of limbs—**
Especially of arms and of fingers in suspected drowning the presence or absence of sand or earth within the nails or on the skin of hands and feet.

Extended limbs.

17. **Surface wounds and injuries—**Their nature, position, dimensions (measured) and directions to be accurately stated—their probable age and causes to be noted.

1) Avulsion of scalp on (R) tempero parietal area 6.0 x 1.0 x skull bone deep.

2) contused lacerated wound on (R) side of face 3 cm x 1 cm x s.c. deep.

3) contusion on (R) axillary area anterior 3 cm x 1 cm.

If bruises be present what is the condition of the subcutaneous tissues?

(N.B.—(When injuries are numerous and cannot be mentioned within the space available they should be mentioned on a separate paper which should be signed).

18. Other injuries discovered by external examination or palpation as fractures etc.

no fracture ribs and (R) side clavicle, humerus, (R) shoulder joint, (R) forearm and (L) forearm.

- (a) Can you say definitely that the injuries shown against serial Nos. 17 and 18 are ante mortem injuries?

Yes, Antemortem.

III. Internal Examination—

19. Head—

(i) Injuries under the scalp, their nature.

(ii) **Skull**—Vault and base—describe fractures, their sites, dimensions, directions, etc.

(iii) **Brain**—The appearance of its coverings, size, weight and general condition of the organ itself and any abnormality found in its examination to be carefully noted (weight M. 3 grams F. 2.75 grams).

As per mentioned in 'cerium' no 17 (1)

elo fracture of skull bone on (R) temporo parietal area.

elo collection of blood in subdural area on (R) temporo parietal area of skull, 200 ml.

20. Thorax—

(a) Walls, ribs, cartilages

(b) Pleura

(c) Larynx, Trachea and Bronchi.

(d) Right Lung

(e) Left Lung

(f) Pericardium

(g) Heart with weight

(h) Large vessels

(i) Additional remarks.

elo # fracture of clavicle on (R)

elo lacerated (R) lung & collection of blood.

100

21. **Abdomen**—

Walls

Peritoneum

collection of small blood in peritoneum

Cavity

Buccal Cavity, teeth, tongue and Pharynx.

Esophagus

Stomach and its contents

empty, no abnormal smell perceived
mucosa - pale.

Small intestine and its contents.

Large intestine and its contents.

Liver (with weight) and gall bladder.

lacerated liver on (R) side.

Pancreas and Suprarenals

Spleen with weight

Kidneys with weight

Bladder

Organs of generations

Additional remarks with where possible, medical officer's deduction from the state of the contents of the stomach as to time of death and last meal.

State which viscera (if any) have been retained for chemical examination and also quote the numbers on the bottles containing the same.

22. *Spine and Spinal Cord—



Opinion as to the cause
probable cause of death.

HEMORRHAGIC SHOCK = HEAD INJURY



Medical Officer
Rural Hospital, Mudd...

Dated 30.03.23 200

*The Spinal Cord need not be examined unless there are any indications of disease, Strychnia poisoning
Note—The report must be written and signed immediately after the examination. Medical Officers w
despatch a duplicate copy to the Civil Surgeon of their district for record in his office.
Great care should be taken not to cut the viscera before they have been inspected *in situ*.



8

No.

200

Place Dispensary
Civil Hospital

R.H. Mudkhed

200 23

Forwarded to the Police Sub-Inspector

Police station Mudkhed

for information with reference to his No.

11

of 2023, 200

2. Viscera has been preserved. It may please be stated **Immediately** whether examination by the Chemical Analyser is necessary or it is to be destroyed.

Civil Surgeon or M. M. S. Officer
Medical Officer
Rural Hospital, Mudkhed.

Copy forwarded with compliments to the Civil Surgeon,

for information.

M. M. S. Officer

Seen and examined by the Civil Surgeon,

on

200

Remarks of the Civil Surgeon,

(if any)

Civil Surgeon

Memorandum of a post-mortem examination held at Rural Hospital, Mukhed Dispensary Hospital

on the dead body of Vejal Kalyan Bhai of Village Gervai
 City Gervai

Taluka Gervai, District Beed, by Dr. Kadam S.M.



I. General Particulars—

1. (a) By whom was the corpse sent?

H.C. 2187 K.K. Aalewar

(b) Name of place from which sent.

P.S. Mukhed

(c) Distance of place from which sent.

one km.

2. By whom was the corpse brought?

P.C. 3021

Singarpurte.

3. By whom identified?

P.C. 3021

Singarpurte

4. The date, hour and minute of its receipt.

30-03-23

at 03:00 p.m.

(a) The date, hour and minute of beginning post-mortem examination.

30-03-23

at 03:15 pm.

(b) The date, hour and minute of ending post-mortem examination.

30-03-23

at 04:00 p.m.

5. Substance of accompanying Report from Police Officer or Magistrate, together with the date of death if known. Supposed cause of death or reason, for examination.



6. If not examined at Dispensary or Hospital—

- (a) Name of place where examined.
- (b) Distance from Dispensary or Hospital—
- (c) Reason why the body was not sent to the Dispensary or Hospital.

|

II. External Examination—

7. Sex, apparent age, race or caste.

male
01 year
Hindu

Description of clothes and of ornaments on the body.

As per police inquiry

8. **Condition of the clothes—** Whether wet with water, stained with blood or soiled with vomit or foecal matter.

9. Special marks on the skin such as scars, tattooing etc., any malformations peculiarities, or other marks of identification. State of the teeth.

|

In newly born infants, the length and (if possible), the weight of the body to be recorded together with the state of the hair, nails and umbilical cord, its length, whether placenta is attached or not, if present, its size and condition.

Condition of body—

Whether well-nourished, thin or emaciated, warm or cold.

well nourished
and.

11. **Rigor Mortis**—Well-marked, slight or absent; whether present in the whole body or part only.

well marked

12. Extent and signs of decomposition, presence post-mortem lividity of buttocks, loins, back and thighs or any other part. Whether bullae present and the nature of their contained fluid. Condition of the cuticle.

no s/o decomposition

13. **Features**—Whether natural or swollen, state of eyes, position of tongue : nature of fluid (if any) oozing from mouth, nostrils or ears.

natural

14. **Condition of skin**—Marks of blood etc. In suspected drowning the presence or absence of *cutes anserina* to be noted.

15. Injuries to external genitals.
Indication of purging.

no.

16. **Position of limbs—**
Especially of arms and of fingers in suspected drowning the presence or absence of sand or earth within the nails or on the skin of hands and feet.

extended limbs.

17. **Surface wounds and injuries—**Their nature, position, dimensions (measured) and directions to be accurately stated—their probable age and causes to be noted.

1) Abrasion at occipital area.
0.2 x 1 cm.

2) Abrasion at (1) periorbital area
1 x 1 cm

3) Abrasion at (2) side of face
1 x 2 cm

If bruises be present what is the condition of the subcutaneous tissues?

(N.B.—(When injuries are numerous and cannot be mentioned within the space available they should be mentioned on a separate paper which should be signed).

18. Other injuries discovered by external examination or palpation as fractures etc.

Fracture of occipital bone on palpation.

- (a) Can you say definitely that the injuries shown against serial Nos. 17 and 18 are ante mortem injuries?

Yes, Antemortem

III. Internal Examination—

19. Head—

- (i) Injuries under the scalp, their nature.
- (ii) **Skull**—Vault and base—describe fractures, their sites, dimensions, directions, etc.
- (iii) **Brain**—The appearance of its coverings, size, weight and general condition of the organ itself and any abnormality found in its examination to be carefully noted (weight M. 3 grams F. 2.75 grams).

e/o Abrasion at occipital area
2x1 cm²

e/o Fracture of occipital bone

e/o pale brain mater.
collection of 100 ml of blood
below the fracture at the
skull area.

20. Thorax—

- (a) Walls, ribs, cartilages
- (b) Pleura
- (c) Larynx, Trachea and Bronchi.
- (d) Right Lung
- (e) Left Lung
- (f) Pericardium
- (g) Heart with weight
- (h) Large vessels
- (i) Additional remarks.

/

/ pale

/



21. **Abdomen—**

Walls

Peritoneum

Cavity

Buccal Cavity, teeth, tongue and Pharynx.

Esophagus

Stomach and its contents

Small intestine and its contents.

Large intestine and its contents.

Liver (with weight) and gall bladder.

Pancreas and Suprarenals

Spleen with weight

Kidneys with weight

Bladder

Organs of generations

Additional remarks with where possible, medical officer's deduction from the state of the contents of the stomach as to time of death and last meal.

State which viscera (if any) have been retained for chemical examination and also quote the numbers on the bottles containing the same.

/ *oo*

/ *oo*

/ *oo*

pall

pall

pall

pall

oo

oo

oo

22. *Spine and Spinal Cord—



Opinion as to the cause
probable cause of death.

HEAD INJURY

Medical Officer
Rural Hospital, Mudkhed.

Dated 30-13-23 . 200

(Signature)

*The Spinal Cord need not be examined unless there are any indications of disease, Strychnia poisoning or injury.

Note—The report must be written and signed immediately after the examination. Medical Officers will at once despatch a duplicate copy to the Civil Surgeon of their district for record in his office.

Great care should be taken not to cut the viscera before they have been inspected *in situ*.



No. 200

Place Dispensary
Civil Hospital

R. H. Mukhed: 200 2023

Forwarded to the Police Sub-Inspector *Police station Mukhed*
for information with reference to his No. *11/2023* of 200

2. ~~Viscera has been preserved. It may please be stated **Immediately** whether examination by the Chemical Analyser is necessary or it is to be destroyed.~~

Civil Surgeon or M. M. S. Officer

**Medical Officer
Rural Hospital, Mukhed.**

Copy forwarded with compliments to the Civil Surgeon,

for information.

M. M. S. Officer

Seen and examined by the Civil Surgeon,

on

200

Remarks of the Civil Surgeon,

(if any)

Civil Surgeon

N (O-127)-9-2008-5,00,000 Bks./4 lvs.--PA4*
 G. D. No. 733/33, dated 16-6-41 and
 L. G. D., No. 733/33, dated 11-12-47,
 General with the Govt. of Maharashtra, Bombay's
 No. 1462/19357/1, dated 4-7-62.]



of a post-mortem examination held at R.H. muddhed
 of Jyoti Ramesh Bhoi Village pavan suthagar
 of Do Kadam S.M. City Durgam Road.
 Taluka Mehkar, District Buldhana, by Dr. Kadam S.M.
 Dispensary Hospital

I. General Particulars—

1. (a) By whom was the corpse sent?
- (b) Name of place from which sent.
- (c) Distance of place from which sent.
2. By whom was the corpse brought?
3. By whom identified?
4. The date, hour and minute of its receipt.
 - (a) The date, hour and minute of beginning post-mortem examination.
 - (b) The date, hour and minute of ending post-mortem examination.
5. Substance of accompanying Report from Police Officer or Magistrate, together with the date of death if known: Supposed cause of death or reason, for examination.

A. P. I. Kamal Sinee
Police station muddhed
one km.
 P. C. 3021 Shingarpurle.
 P. C. 3021 Shingarpurle.
30.03.23 at 03:00 P.M.
30.3.23 at 04:30 P.M.
30.3.23 at 05:15 P.M.

6. If not examined at Dispensary or Hospital—

- (a) Name of place where examined.
- (b) Distance from Dispensary or Hospital—
- (c) Reason why the body was not sent to the Dispensary or Hospital.



II. External Examination—

7. Sex, apparent age, race or caste.

female
 32 years
 Hindu

Description of clothes and of ornaments on the body.

As per police inquest—

8. **Condition of the clothes—** Whether wet with water, stained with blood or soiled with vomit or foecal matter.



9. Special marks on the skin such as scars, tattooing etc., any malformations peculiarities, or other marks of identification. State of the teeth.



In newly born infants, the length and (if possible), the weight of the body to be recorded together with the state of the hair, nails and umbilical cord, its length, whether placenta is attached or not, if present, its size and condition.



twin built

Condition of body—
Whether well-nourished, thin
or emaciated, warm or cold.

11. **Rigor Mortis**—Well-marked, slight or absent; whether present in the whole body or part only.

well marked-

12. Extent and signs of decomposition, presence post-mortem lividity of buttocks, loins, back and thighs or any other part. Whether bullae present and the nature of their contained fluid. Condition of the cuticle.

no s/o decomposition

13. **Features**—Whether natural or swollen, state of eyes, position of tongue : nature of fluid (if any) oozing from mouth, nostrils or ears.

natural.

14. **Condition of skin**—Marks of blood etc. In suspected drowning the presence or absence of cutes anserina to be noted.

15. Injuries to external genitals.
Indication of purging.

no

16. **Position of limbs**—
Especially of arms and
of fingers in suspected
drowning the presence or
absence of sand or earth
within the nails or on the
skin of hands and feet.

Extended

17. **Surface wounds and
injuries**—Their nature, posi-
tion, dimensions (measured)
and directions to be
accurately stated—their
probable age and causes
to be noted.

1) contusion on (R) side of chest
at 2nd, 3rd, 4th ribs in mid clavicular
line. 10 cm x 8 cm.

2) contusion at (R) wrist 5 x 2 cm²

If bruises be present what is
the condition of the
subcutaneous tissues?

(N.B.—(When injuries are
numerous and cannot be
mentioned within the space
available they should be
mentioned on a separate
paper which should be
signed).

18. Other injuries discovered by
external examination or
palpation as fractures etc.

elo ribs fracture on (R) side

elo wrist joint fracture on (R) side


- (a) Can you say definitely
that the injuries shown
against serial Nos. 17
and 18 are ante mortem
injuries?

Yes, Antemortem

III. Internal Examination—

19. Head—

- (i) Injuries under the scalp, their nature.
- (ii) **Skull**—Vault and base—describe fractures, their sites, dimensions, directions, etc.
- (iii) **Brain**—The appearance of its coverings, size, weight and general condition of the organ itself and any abnormality found in its examination to be carefully noted (weight M. 3 grams F. 2.75 grams).



pale

20. Thorax—

- (a) Walls, ribs, cartilages
- (b) Pleura
- (c) Larynx, Trachea and Bronchi.
- (d) Right Lung
- (e) Left Lung
- (f) Pericardium
- (g) Heart with weight
- (h) Large vessels
- (j) Additional remarks.

e10 fracture ribs on (R) side 2nd, 3rd, 4th, 5th, 6th in midclavicular line

e10 collection of blood seen in pleural space

e10 ruptured lung on (R) side with ribs in impression marked on it.

~~condition~~ pale.





21. **Abdomen—**

Walls

Peritoneum

Cavity

Buccal Cavity, teeth, tongue and Pharynx.

Esophagus

Stomach and its contents

Small intestine and its contents.

Large intestine and its contents.

Liver (with weight) and gall bladder.

Pancreas and Suprarenals

Spleen with weight

Kidneys with weight

Bladder

Organs of generations

Additional remarks with where possible, medical officer's deduction from the state of the contents of the stomach as to time of death and last meal.

State which viscera (if any) have been retained for chemical examination and also quote the numbers on the bottles containing the same.

no

*empty no abnormal smell present
mucosa - pale*

pale
pale


no

no

*Spine and Spinal Cord—

Opinion as to the cause,
probable cause of death.

HEMORRHAGIC SHOCK



Medical Officer
Rural Hospital, Mukhed.

Dated 3.3.23. 200

(Signature)

*The Spinal Cord need not be examined unless there are any indications of disease, Strychnia poisoning or injury.

Note—The report must be written and signed immediately after the examination. Medical Officers will at once despatch a duplicate copy to the Civil Surgeon of their district for record in his office.

Great care should be taken not to cut the viscera before they have been inspected *in situ*.



8

No.

200

Place Dispensary
Civil Hospital

R.H. mudkhed

200 2023.

Forwarded to the Police Sub-Inspector

P.S. mudkhed.

for information with reference to his No.

11/2023.

of

200

2. Viscera has been preserved. It may please be stated **Immediately** whether examination by the Chemical Analyser is necessary or it is to be destroyed.

Civil Surgeon or M. M. S. Officer

Medical Officer
Rural Hospital, Mudkhed.

Copy forwarded with compliments to the Civil Surgeon,

for information:

M. M. S. Officer

Seen and examined by the Civil Surgeon,

on

200

Remarks of the Civil Surgeon,

(if any)

Civil Surgeon