


**FORM COMP AA**  
(sec Rules 253 (c), 254 (c) (iii), 254 (80 255 (1) (iv))  
**REPORT ABOUT THE MOTOR VEHICLES ACCIDENTS**

1	Name of the Police Station	Loha Dist.Nanded
2	CR.NO./TAR No./SDE No.	158/2023 U/S 279,304(a) of I.P.C
3	Date, Time and Place of the accident.	05/07/2023 at 15.30 hrs Loha to Kandhar road Benal Tq. Loha dist. Nanded.
4	Name of the Injured / Deceased	Digambar Dagdu Kadam age 43 years r/o Selgaon tq. Loha dist. Nanded
5	Name of Hospital to Which he/she was removed	Govt. Hospital Nanded
6	Number of vehicles and type of the vehicle	MH 22 U 3657 Auto
7	Name and address of the Driver of the vehicle with particulars or Driving License of the said Driver and the address of the Issuing Authority of the said Driving License. The number of Badge in case of Public Service Vehicle and the address of the Issuing Authority of the said Badge.	Digambar Hanmantrao Surnar age 33 year r/o Goundgaon Tq. Loha dist. Nanded.  MH 26 20100012362  RTO Nanded
8	Name and Address of the Owner of the vehicle as it stands on the date of the accident.	Shivaji Madhav Manjaramkar r/o Sambhajinagar Kandhar tq.Kandhar dist. Nanded
9	Name and address of the insurance Company with whom the vehicle was insured and the Divisional office of the said insurance Company.	HDFC ERGO General Insurance comp ltd.
10	Number of Insurance Policy/ Insurance Certificate and the date of Validity of the insurance Policy/ Insurance Certificate.	2302 2050 9575 8500000 04/12/2023
11	Action taken if any and the result there of	An offence has been registered against the accused. After completion of investigation Charge-sheet has been submitted.

Inspector of Police  
Police Station Loha  
Dist. Nanded (M.S)

10



N.C.R.B (एन.सी.आर.बी)

I.I.F.-I (एकीकृत अन्वेषण फॉर्म - १)

**FIRST INFORMATION REPORT**  
(Under Section 154 Cr.P.C.)

प्रथम खबर अहवाल  
(कलम १५४ फौजदारी प्रक्रिया संहिता)

1. District (जिल्हा): नांदेड

FIR No.(प्रथम खबर क्र.): 0158

P.S.(ठाणे): लोहा

Year (वर्ष): 2023

Date and Time of FIR (प्र. ख. दिनांक आणि वेळ): 07/07/2023 18:00

S.No. (अ.क्र.)	Acts (अधिनियम)	Sections (कलम)
1	भारतीय दंड संहिता १८६०	304-A
2	भारतीय दंड संहिता १८६०	२७९
3	भारतीय दंड संहिता १८६०	३३७
4	भारतीय दंड संहिता १८६०	३३८
5	भारतीय दंड संहिता १८६०	४२७

3. (a) Occurrence of offence (गुन्ह्याची घटना):

1. Day(दिवस): बुधवार

Time Period (कालावधी): पहर 5

Date From (दिनांक पासून): 05/07/2023

Date To (दिनांक पर्यंत): 05/07/2023

Time From (वेळेपासून): 15:30 बजे

Time To (वेळेपर्यंत): 15:30 बजे

(b) Information received at P.S. (माहिती मिळालेले पोलीस ठाणे):

Date (दिनांक): 07/07/2023

Time (वेळ): 17:51 बजे

(c) General Diary Reference (रोजनामचा संदर्भ):

Entry No. (नोंद क्र.): 030

Date & Time (दिनांक आणि वेळ): 07/07/2023 17:51 बजे

4. Type of Information (माहितीचा प्रकार): लेखी

5. Place of Occurrence (घटनास्थळ):

1.(a) Direction and distance from P.S.(पोलीस ठाण्यापासून दिशा व अंतर):

पश्चिम, 8 किमी

Beat No. (बिट क्र.):

(b) Address (पत्ता): बेनाळ फाटा ता लोहा

(c) In case, outside the limit of this Police Station, then (या पोलीस ठाण्याच्या हद्दीबाहेर असल्यास):

Name of P.S.(पोलीस ठाण्याचे नाव):

District(State) (जिल्हा(राज्य)):

05/07/2023

05/07/2023

15:30 बजे

15:30 बजे

17:51 बजे

N.C.R.B (एन.सी.आर.बी)

I.I.F.-I (एकीकृत अन्वेषण फॉर्म - १)

6. Complainant / Informant (तक्रारदार/माहिती देणारा):

(a) Name (नाव): ताईबाई दिगांबर कदम

(b) Father's/Husband's Name (वडील / पती चे नाव):

(c) Date/Year of Birth (जन्म तारीख/वर्ष): 1983

(d) Nationality (राष्ट्रीयत्व): भारत

(e) UID No. (यु.आय.डी. क्र.):

(f) Passport No. (पारपत्र क्र.):

Date of Issue (दिल्याची तारीख):

Place of Issue (दिल्याचे ठिकाण):

(g) ID details (Ration Card, Voter ID Card, Passport, UID No., Driving License, PAN) ओळखपत्र विवरण (राशन कार्ड, मतदाता कार्ड, पासपोर्ट, यूआईडी सं., ड्राइविंग लाइसेंस, पॅन कार्ड)

S.No. (अ.क्र.)	ID Type (ओळखपत्राचा प्रकार)	ID Number (ओळखपत्राचा क्रमांक)
1		

(h) Address (पत्ता):

S.No. (अ.क्र.)	Address Type (पत्त्याचा प्रकार)	Address (पत्ता)
1	वर्तमान पत्ता	शेलगाव धानोरा, लोहा, नांदेड, महाराष्ट्र, भारत
2	स्थायी पत्ता	शेलगाव धानोरा, लोहा, नांदेड, महाराष्ट्र, भारत

(i) Occupation (व्यवसाय):

(j) Phone number (फोन नं.):

Mobile (मोबाइल नं.):

7. Details of known/suspected/unknown accused with full particulars (माहित असलेल्या/संशयित/अनोळखी आरोपीचा संपूर्ण पत्ता):

S.No. (अ.क्र.)	Name (नाव)	Alias (उर्फनाव)	Relative's Name (नातेवाईकाचे नाव)	Present Address (वर्तमान पत्ता)
1	ऑटो क्र. MH 22 U 3657 चा चालक			1. नाव गाव माहित नाही, लोहा, नांदेड, महाराष्ट्र, भारत

8. Reasons for delay in reporting by the complainant/informant (तक्रारदार/माहिती देणा-याकडून तक्रार करण्यातील विलंबाची कारणे):

9. Particulars of properties of interest (संबंधीत मालमत्तेचा तपशील):

S.No. (अ.क्र.)	Property Category (मालमत्ता वर्ग)	Property Type (मालमत्ता प्रकार)	Description (वर्णन)	Value (In Rs/-) (मुल्य (रु.))
----------------	-----------------------------------	---------------------------------	---------------------	-------------------------------

N.C.R.B (एन.सी.आर.बी)

I.I.F.-I (एकीकृत अन्वेषण फॉर्म - १)

10. Total value of property (In Rs/-)  
(चोरीस गेलेल्या मालमत्तेचे एकूण मुल्य (रु. मध्ये)):

11. Inquest Report / U.D. case No., if any  
(इन्क्वेस्ट अहवाल/ अकस्मात मृत्यू प्रकरण क्र., जर असल्यास):

S.No. (अ.क्र.)	UIDB Number (यु.आय.डी.बी.क्र.)
-------------------	-----------------------------------

12. First Information contents (प्रथम खबर हकीकत):

जबाब दि 07.07.2023  
मी त्राईबाई दिगांबर कदम वय 40 वर्ष व्यवसाय घरकाम व शेतीकाम रा. शेलगाव (धानोरा) ता. लोहा जि. नांदेड  
मो. नं. 9325627374  
समक्ष पोलीस स्टेशनला हजर येवुन जबाब लिहून घेण्यास सांगते की, मी वरिल ठिकाणची राहणारी असून मला दोन मुल व एक मूलीगी आहे. मूलीचे लग्न झाले असून अपघातात मरण पावलेले दिगांबर दगडू कदम वय 43 वर्ष हा माझा नवरा असून ते खाजगी नोकरी करत होते त्यानी चार महिन्यापूर्वी आमचा जावाई कैलास सरखाराम वानखेडे रा. सोनमाजरी यांचे नावावर TVS कंपनीचा लूना घेतला होता व ते स्वतः चालवत होते.  
दि. 05.07.2023 रोजी दूपारी एक वाजताच्या सुमारास त्याच्याकडील TVS लूनावर बसून ते लोहा येथे खाजगी कामासाठी कंधारकडे जातो म्हणुन घरून गेले होते. वेळ दूपारी साडेतीन वा. सुमारास मला समजले की माझा नवरा दिगांबर दगडू कदम व माझ्या मावस बहीनीचा नवरा नवनाथ रोहीदास कोरडे रा. हिप्परगा ता. लोहा असे दोघे मिळून लूनावर बसून लोहा येथे कंधारकडे जात असताना बेनाळ पाटीच्या अलीकडे कॅनॉल जवळ गेले असता समोरून कंधारकडून येणारा ऑटो क्र. MH 22 U 3657 चे चालकाने त्याचे लूनाला समोरून जोराची धडक दिल्याने लूनावरील माझा नवरा दिगांबर कदम व त्यांचेसोबतचे नवनाथ कोरडे हे रोडवर पडून गंभीर जखमी झाले. तेव्हा धडक दिलेला वरील ऑटो रोडचे खाली पल्टी झाल्याने त्या ऑटोमध्ये प्रवास करणारे पाच ते सहा लोक गंभीर जखमी झाले तेव्हा रोडने येणारे जाणारे लोकांपैकी कोणीतरी 108 अंबूलन्सला बोलावुन माझा नवरा दिगांबर दगडू कदम व त्यांचे सोबतचे नवनाथ रोहीदास कोरडे तसेच धडक देवुन पल्टी झालेल्या ऑटोमधील पाच ते सहा जखमी लोकांना विलाजासाठी नांदेड येथे नेले. माझा नवरा दिगांबर दगडू कदम यांना सरकारी दवाखाना विष्णूपुरी नांदेड येथे शरीक केले असता त्यांचेवर विलाज चालू असताना ते दि. 06.07.2023 रोजी रात्री तिन्ही वाजता मरण पावले आहेत.  
तरी ऑटो क्र. MH 22 U 3657 चे चालकाने त्याचे ताब्यातील ऑटो भरधाव वेगात हयगई व निष्काळजीपणे चालवुन माझा नवरा चालवत असलेली TVS लूनाला समोरून जोराची धडक देवुन गंभीर जखमी करुन त्याचे मरणास कारणीभूत झाला. व त्याचेसोबतचे नवनाथ रोहीदास कोरडे यांना व ऑटो पल्टी करुन त्यामधील प्रवासी करणारे पाच ते सहा लोकांना गंभीर जखमी करुन लुनाचे नुकसान केले म्हणुन सदर ऑटोवर व त्याचे चालकावर योग्य ती कारवाई करावी ही विनंती.  
माझा जबाब माझे सांगणेप्रमाणे संघनकावर टंकलिखित केला. तो मी वाचून पाहीला बरोबर व खरा आहे.

हि. फियाद दिली सही ले. तेव्हा

मात्र ते सहा लोक गंभीर

माझा नवरा दिगांबर दगडू

करणारे पाच ते सहा लोकांना

विलाजासाठी विष्णूपुरी नांदेड

येथे शरीक केले असता त्यांचे

विलाज चालू असताना ते

दि. 06.07.2023 रोजी रात्री

तिन्ही वाजता मरण पावले

आहेत.

N.C.R.B (एन.सी.आर.बी)

I.I.F.-I (एकीकृत अन्वेषण फॉर्म - १)

13. Action taken: Since the above information reveals commission of offence(s) u/s as mentioned at Item No. 2. (केलेली कारवाई: बाब क्र.२ मध्ये नमूद केलेल्या कलमान्वये वरील अहवालावरून अपराध घडल्याचे.)

(1) Registered the case and took up the investigation: (प्रकरण नोंदविले आणि तपासाचे काम हाती घेतले):

or (किंवा)

(2) Directed (Name of I.O.) (तपास अधिका-याचे नाव):

MAROTI GOPALRAO SONKAMBALE

Rank (पद): HC (Head Constable)

No.(क्र.): POBN52032

to take up the investigation (ला तपास करण्याचे अधिकार दिले) or (किंवा)

(3) Refused investigation due to (ज्या कारणामुळे तपास करण्यास नकार दिला):

or (ज्या कारणामुळे तपास करण्यास नकार दिला)

(4) Transferred to P.S.

(गुन्हा दुसरीकडे पाठविला असल्यास त्या पोलीस ठाण्याचे नाव):

District (जिल्हा):


on point of jurisdiction (को क्षेत्राधिकार के कारण हस्तांतरित).

F.I.R. read over to the complainant / informant, admitted to be correctly recorded and a copy given to the complainant / informant free of cost. (प्रथम खबर तक्रारदाराला/खबरीला वाचून दाखविली, बरोबर नोंदविली असल्याचे त्याने मान्य केले आणि तक्रारदाराला/खबरीला खबरीची प्रत मोफत दिली.)

R.O.A.C.(आर.ओ.ए.सी.)

14 Signature/Thumb impression of the complainant / informant.

(तक्रारदाराची/खबर देणा-याची सही/अंगठा):



15. Date and time of dispatch to the court

(न्यायालयात पाठवल्याची तारीख व वेळ):

  
पोलीस ठाणे अधिकारी  
पोलीस ठाणे लोहा जि. नांदेड

Signature of Officer in charge,  
Police Station

(ठाणे प्रभारी अधिका-याची स्वाक्षरी)

Name (नाव): SANTOSH BAPURAO

Rank(पद): Inspector

No.(सं.): 15101000402SBTM820

FORM : II

CRIME DETAIL FORM

घटनास्थळ पंचनामा/गुन्हयाचा तपशीलाचा नमुना

09. राज्य जिल्हा पोलीस ठाणे पहिली खबर कं./कार्यवाही कं. 158 वर्ष 23 दिनांक 07/07/2023  
State महाराष्ट्र Dist नांदेड P.S. लोख FIR/Proceeding/G.D.No. Year Date

02. अधिनियम व कलम: भादवी 273, 337, 338, 304(स)  
Act and section:

03. घटनेचे ठिकाण दाखविणा-याचे नाव: The Place of occurrence show by: गंगाधर मोहिराम कदम  
पित्याचे ना व : Fathers/husbands Name लूप 55 वर्ष व्य. 2002 री 00/00  
पत्ता : Address: ना. लोख

08. गुन्हयाचा प्रकार (गुन्हयाच्या सर्व पध्दतीसह):  
Type of crime (All including M.O. crime): लुटणी गिऱ्याळी पणे चालवून  
रूपधान

(9) प्रधान शिर्ष Major head : लुटणी रूपधान (10) प्रधान शिर्षाचे वर्गीकरण  
Classification of major Head : गिऱ्याळी  
(11) पध्दती Method : गिऱ्याळी

09. घटनेचे काळ: 07/07/2023 ये चालवून त्याचे ताब्यातून लुटणी  
02. लुटणी गिऱ्याळी पणे चालवून घेतली गेली व त्याचे रोकड लुटणी  
03. लुटणी गिऱ्याळी पणे चालवून घेतली गेली व त्याचे रोकड लुटणी  
(iv) वापरलेली वाहने कारोबिग्न झाली व रोकड लुटणी 5-6 लुटणी गिऱ्याळी  
Conveyance used लुटणी गिऱ्याळी  
(v) केलेले वेषांतर/केलेली बतावणी : लुटणी गिऱ्याळी  
Character assumed

(vi) वापरलेली भाषा/बोली भाषा :  
Language/S.lang. Used  
(vii) विशेष वैशिष्ट्ये - 9 :  
Special Feature-1  
(viii) विशेष वैशिष्ट्ये - 2 :  
Special Feature-2  
(ix) विशेष वैशिष्ट्ये - 3 :  
Special Feature-3

(x) घटनेच्या ठिकाणाचा प्रकार : लोख ते केदार गावात सावरी रोडवर बेनाळ  
Type of Place of occurrence पावले सावळ केदार सावळ  
(xi) अंतर्भूत मालमत्तेचा प्रकार  
Type of property Involved (4 type) : (major head of the property to be filled)

09) 02)

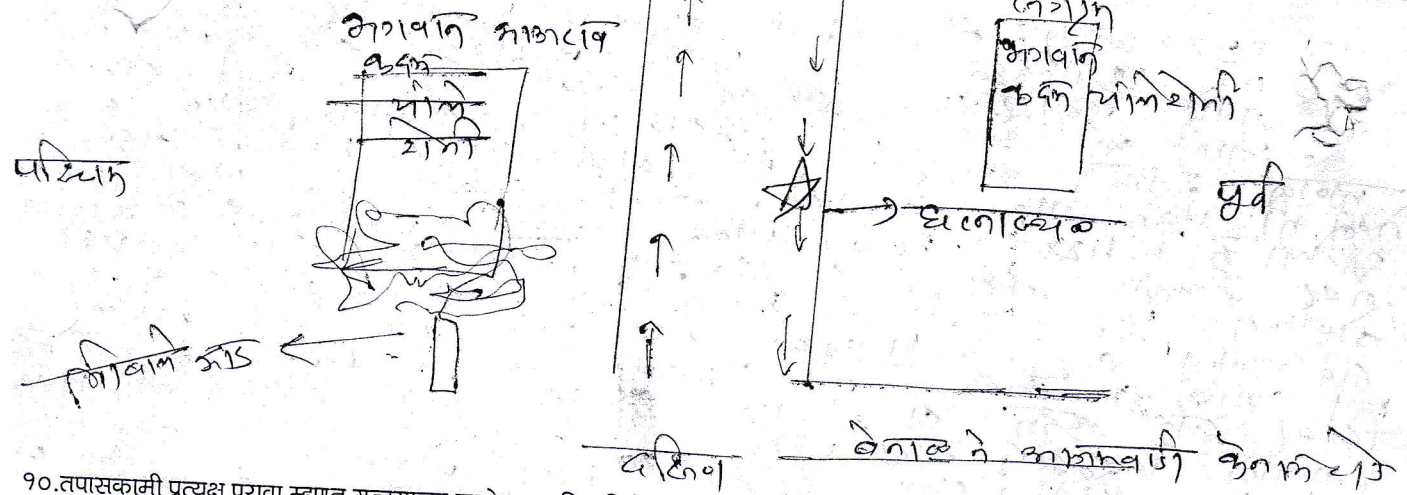






उत्तर

०९. नकाशा/ Map



१०. तपासकामी प्रत्यक्ष पुरावा म्हणुन गुन्ह्याच्या जागे वरून मिळविलेल्या/जप्त केलेल्या मालमत्तेचे वर्णन Description of physical evidence from the scence of crime for the property recovered/seized for the purpose of investigation:

.....

.....

.....

.....

.....

११. घटनास्थळ पंचनाम्याची तारीख ०८/०७/२०२३ वेळ ११:०९ ते १२:०५ पर्यंत  
 Date and time of panchnama Time to

१२. साक्षीदार पंचाची नावे, पत्ता : witnesses name & address

१. अ. रम. विठ्ठल पवार वय ३६ वर्ष व. रानी पंचाची सही Sign पवार
२. म. म. रानी वय ६६ वर्ष व. रानी पंचाची सही Sign ९७६५९२१६५

[Signature]  
 तपासीक अधिका-याची सही  
 Signature of investigating officer  
 नाव : Name: एन. जी. खोसकाळे  
 पदनाम : Rank: पडा कोडन/ codeno. --  
 ठिकाण : Place: मोहा  
 नेमणुक : posting: पो. ल. मोहा

दिनांक : Date ०८/०७/२०२३

MLPM NO. 693/2023

Date - 06/07/2023.

Memorandum of a Post-mortem examination held at Dr. SCGMC Nanded,  
Digambari Sto Dagdu Kadam, Village of Shegaon,  
On the dead body of \_\_\_\_\_ City \_\_\_\_\_

Dispensary  
Hospital

Taluka Loha District Nanded, by [Dr. R. S. More]  
[Dr. L. A. Done]

I. General Particulars—

1. (a) By whom was the corpse sent? PHC. W. K. Kumbale, B. No. 2801 P.S. Nanded, Gramin.

(b) Name of place from which sent. } Dr. SCGMC, Nanded.

(c) Distance of place from which sent.

2. By whom was the corpse brought? } D. N. A. K. Munde B. No. 2590 P.S. Nanded, Gramin.

3. By whom identified?

4. The date, hour and minute of its receipt. 06:05 AM.

(a) The date, hour and minute of beginning post-mortem examination. 08:00 AM. } 06/07/2023.

(b) The date, hour and minute of ending post-mortem examination. 09:00 AM.

5. Substance of accompanying Report from Police Officer or Magistrate, together with the date of death if known. Supposed cause of death or reason for examination.  
As per police inquest and requisition letter, history of road traffic accident on 05/07/2023 at 15:30 hours, and he had severely injured; for treatment purpose brought and admitted at Govt. hospital Loha., then further treatment referred to Dr. SCGMC, Nanded, admitted at ward no. 30. died during treatment on 06/07/2023 at 03:00 hours. Supposed cause of death severe injured in accident.

[Signature]  
19/7/2023

23/8/50 282 admitted at Dr. SC Gme. Wounded on  
05:06 pm with diagnosis of A1410 road traffic accident  
6. If not examined at Dispensary or Hospital— blunt trauma to head with left femur &  
fracture with left distal end of radius

- (a) Name of place where examined.
- (b) Distance from Dispensary or Hospital—
- (c) Reason why the body was not sent to the Dispensary or Hospital—

} Not applicable.

II. External Examination—

7. Sex, apparent age, race or caste. male, 43 years old,

Description of clothes and of ornaments on the body. white lining shirt, white bonnyon, white under wear, white thread, orange thread present. overing

8. Condition of the clothes— whether wet with water, stained with blood or soiled with vomit or foecal matter. shirt and bonnyon stained with blood at places. clothes handed over PC on duty.

9. Special marks on the skin such as scars, tattooing etc., any malformations peculiarities, or other marks of identification. State of the teeth. Identified body. Teeth intact, 16/16.

In newly born infants, the length and (if possible) the weight of the body to be recorded together with the state of the hair, nails and umbilical cord, its length, whether placenta is attached or not, if present, its size and condition. NOT applicable

15. Injuries to external genitals.  
Indication of purging.

- Intox no injuries  
- No purging.

16. Position of limbs—  
Especially of arms and of  
fingers in suspected  
drowning the presence or  
absence of sand or earth  
within the nails or on the  
skin of hands and feet.

↓  
Straight.

17. Surface wounds and  
injuries—Their nature, posi-  
tion, dimensions (measured)  
and direction to be  
accurately stated—their  
probable age and causes  
to be noted.

If bruises be present what  
is the condition of the  
subcutaneous tissues ?

(N.B.—(When injuries are  
numerous and cannot be  
mentioned within the space  
available they should be  
mentioned on a separate  
paper which should be  
signed).

18. Other injuries discovered by  
external examination or  
palpation as fractures etc.

- ① Laceration present over left frontal re-  
gion, 5cm above left eyebrow of size 3cm x  
subcutaneous tissue deep, margins irreg-  
ular, infiltrated with blood, red in colour.
- ② Sutured wound present over right fronto-  
temporal region, obliquely placed, extending down  
medially above left eye of 11cm, 18  
present in situ.
- ③ Abrasion present over right frontal re-  
gion involving right eyebrow of size 4cm x  
red.
- ④ Sutured wound present over left eye-  
brow horizontally placed, 6cm in length, 5  
present in situ.
- ⑤ Laceration present over base of nose  
right side of size 2.5cm x 0.5cm x b  
deep, margins irregular, infiltrated w  
blood, red.
- ⑥ Laceration present over below left eye  
horizontally placed of size 2cm x 0.5cm  
muscle deep, margins irregular, infiltra-  
ted with blood, red.
- ⑦ Abrasion present over left frontal re-  
gion 2cm above and lateral to left eye-  
brow of size 3cm x 2cm, red.
- ⑧ Abrasion present over left zygomatic re-  
gion of size 7.5cm x 3cm, red.

\* Description of further injuries on sep-  
arate paper sheet.

Left femur shaft fracture,  
left distal end of radius fracture.  
Yes, ante mortem.

(a) Can You say definitely  
that the injuries shown  
against serial Nos. 17  
and 18 are ante mortem  
injuries?

10. *Condition of body*— whether well-nourished, thin or emaciated, warm or cold.

Thin built cold.

11. *Rigor Mortis*—Well Marked, slight or absent; whether present in the whole body or part only.

Well marked in the jaw, neck and upper limbs and slightly present in lower limbs.

12. Extent and signs of decomposition. presence post-mortem lividity of buttocks, loins, back and thighs or any other part. Whether bullae present and the nature of their contained fluid. Condition of the cuticle.

No signs of decomposition, postmortem, lividity present over posterior aspect of body except pressure areas, not fixed.

13. *Features*—Whether natural or swollen, state of eyes, position of tongue; nature of fluid (if any) oozing from mouth, nostrils or ears.

facial feature identifiable. mouth - partially closed, tongue inside mouth. eyes - closed, subconjunctival haemorrhage in left eye, bispectacle hematoma present. reddish fluid oozing from mouth, nostrils. No oozing from ears.

14. *Condition of skin*— Marks of blood etc. In suspected drowning the presence or absence of cutis anserina to be noted.

Face smeared with blood stains.

3. Abrasion present over knuckle of left hand index finger of size  $2.5 \text{ cm} \times 0.5 \text{ cm}$ , red.
- 19) <sup>Graze</sup> Abrasion present over left thigh, anteromedial aspect, mid part of size  $12 \text{ cm} \times 10 \text{ cm}$ , directed laterally downward, red.
- 20) <sup>Graze</sup> Abrasion present over left knee, anteromedial aspect of size  $6 \text{ cm} \times 3 \text{ cm}$ , directed downward, red.
- 21) <sup>Graze</sup> Abrasion present over left leg anteromedial aspect near ankle, of size  $6.5 \text{ cm} \times 0.5 \text{ cm}$ , directed downward red.
- 22) Contusion present over right thigh, anteromedial aspect of size  $12 \text{ cm} \times 6 \text{ cm}$ , bluish.
- 23) <sup>Graze</sup> Abrasion present over left middle malleolus of size  $4 \text{ cm} \times 0.5 \text{ cm}$ , directed downward, red.
- 4) Abrasion present of left foot medial aspect of size  $4 \text{ cm} \times 2 \text{ cm}$ , red.
- 15) Abrasion present over right foot medial aspect of size  $3 \text{ cm} \times 2 \text{ cm}$ , red.

~~Dr. L.A. Done~~  
[Dr. L.A. Done]

~~Dr. R.S. Moore~~  
[Dr. R.S. Moore]

MLPM NO. 693/2023

Date - 06/07/2023

Continuation paper sheet for column no. (17)

- 9) Laceration present over right ear, inner side of size  $2.5\text{ cm} \times 0.5\text{ cm} \times$  cartilage deep, margins irregular, infiltrated with blood, red.
- 10) Laceration present over lower lip, left side of size  $2.5\text{ cm} \times 0.5\text{ cm} \times$  muscle deep, margins irregular, infiltrated with blood, red.
- 11) Multiple abrasions present over chest upto xyphoid region of size varying from  $0.5\text{ cm} \times 0.2\text{ cm}$  to  $3\text{ cm} \times 2\text{ cm}$ .
- 12) Laceration present over left arm anterior aspect proximal to above anterior axillary fold of size  $3\text{ cm} \times 2\text{ cm} \times$  muscle deep, margins irregular, infiltrated with blood, red.
- 13) Groove abrasion present over left shoulder, anterior aspect of size  $9.5\text{ cm} \times 7\text{ cm}$ , directed downward, red.
- 14) Sutured wound present over left forearm, extensor aspect 3 suture present in situ,  $2.5\text{ cm}$  in length.
- 15) Abrasion present over wrist,  $0.5\text{ cm}$  below and medial to injury no. (14) of size  $3.5\text{ cm} \times 3\text{ cm}$ , red.
- 16) Sutured wound present over <sup>dorsum of</sup> left hand, middle and ring finger,  $3\text{ cm}$  in length, 3 suture present in situ.
- 17) Sutured wound present over dorsum of left hand index finger, proximal phalanx,  $1.5\text{ cm}$  in length, 3 suture present in situ.

~~Dr. L.A. Done~~  
[Dr. L.A. Done]

  
[Dr. R.S. More]

## 21. Abdomen—

Walls Intact.

Peritoneum } Intact, no free fluid.

Cavity }

Buccal Cavity, teeth, tongue and Pharynx. Intact, no foreign body.

Oesophagus Intact.

Stomach and its contents Intact about some brown colour fluid present. Soor smell perceived, mucosa pale.

Small intestine and its contents. } Intact, partly filled with faeces and gas.

Large intestine and its contents. }

Liver (with weight) and gall bladder. Intact, pale.

Pancreas and Suprarenals Intact, pale.

Spleen with weight Intact, pale.

Kidneys with weight Intact, pale.

Bladder Intact, empty.

Organs of generations Intact.

Additional remarks with where possible, medical officer's deduction from the state of the contents of the stomach as to time of death and last meal. Not Commentable.

State which viscera (if any) have been retained for chemical examination and also quote the numbers on the bottles containing the same. Viscera not preserved. Blood kept for chemical analysis. Blood bottle packed, labelled, sealed, signed and handed over police constable on duty.



III. Internal Examination

19. Head

(i) Injuries under the scalp. their nature.

(ii) Skull - Vault and base - describe fractures. their sites, dimensions, directions, etc.

(iii) Brain - The appearance of its coverings, size, weight and general condition of the organ itself and any abnormality found in its examination to be carefully noted (weight M. 3 grams F. 2.75 grams).

Underscalp contusion present over right frontal region, corresponding to injury no. ① mentioned in column no. ②. of size 8cm x 4cm, red. Contusion present over high pointed region, left side, of size 4cm x 3cm, red. Contusion present over left temporal region of size 5cm x 4cm, red. haemorrhage present in left temporalis muscle.

Anterior cranial fossa fracture with cribriform plate fracture. Fracture margins irregular, infiltrated with blood.

- meninges intact.

Brain - pale, oedematous, diffuse subdural haemorrhage present about 80gram, subarachnoid haemorrhage present over both frontal lobe and right parietal lobe, multiple contusion present over basal surface of both frontal lobe.

20. Thorax

(a) Walls, ribs, cartilages

(b) Pleura

(c) Larynx, Trachea and Bronchi.

(d) Right Lung

(e) Left Lung

(f) Pericardium

(g) Heart with weight

(h) Large Vessels

(i) Additional remarks.

2nd to 4th ribs fracture on right side of chest at mid axillary line. margins irregular, infiltrated with blood, haemorrhage present in intercostal muscle.

Left side clavicle, 2th ribs fracture, posterior aspect, on left side of chest. margins irregular, infiltrated with blood. haemorrhage present in surrounding muscles.

Trachea lined by reddish fluid.

right lung adherent to chest wall, multiple contusion present over right lungs. pale.

Intact.

Intact, scanty fluid blood present.

Nil.

157  
24  
,  
,  
eff  
7  
3

22. \*Spine and Spinal Cord—

Cervical spine fracture at C<sub>3</sub> - C<sub>4</sub> level, fracture margins irregular, infiltrated with blood, haemorrhage present in surrounding paraspinal muscle.

Opinion as to the cause probable cause of death.

"Death due to multiple injuries"

~~Signature~~  
[Dr. L. A. Done]

Resident Doctor  
Dept. Of Forensic Medicine  
Dr.S.C.Govt.Medical College,  
Vishnupuri,Nanded-431606

Signature

[Dr. R. S. More]

Resident Doctor  
Dept. Of Forensic Medicine  
Dr.S.C.Govt.Medical College,  
Vishnupuri,Nanded-431606

Dated 06/07/2023.

(Signature)

\*This Spinal Cord need not be examined unless there are any indications of disease. Strychnia poisoning or injury.

Note— The report must be written and signed immediately after the examination. Medical Officers will at once despatch a duplicate copy to the Civil Surgeon of their district for record in his office.

Great care should be taken not to cut the viscera before they have been inspected in situ.

MUPM No. 693/2023 DATE - 06/07/2023.

Dispensary \_\_\_\_\_  
Place Dr. Scheme Nanded. 2)  
Civil Hospital

Forwarded to the Police Sub-Inspector P. S. Nanded Gromio.

for information with reference to his No. RMLE/SSC9/2023 of 06/07/2023.

2. Viscera has been preserved. It may please be stated **Immediately** whether examination by the Chemical Analyser is necessary or it is to be destroyed.

~~Dr. L. A. Donej~~  
[Dr. L. A. Donej]  
Resident Doctor  
Dept. Of Forensic Medicine  
Dr. S. C. Govt. Medical College,  
Vishnupuri, Nanded-431606

~~Dr. R. S. Morej~~  
[Dr. R. S. Morej]  
Resident Doctor  
Dept. Of Forensic Medicine  
Dr. S. C. Govt. Medical College,  
Vishnupuri, Nanded-431606  
Civil Surgeon or M. M. S. Officer

Copy forwarded with compliments to the Civil Surgeon.

for information.



M. M. S. Officer

Seen and examined by the Civil Surgeon.

on

2)

Remarks of the Civil Surgeon.

(if any)

Civil Surgeon